



002324

2009

.....	- 1 -
.....	- 3 -
.....	- 6 -
.....	- 10 -
.....	- 15 -
.....	- 21 -
.....	- 22 -
.....	- 43 -
.....	- 46 -
.....	- 50 -
.....	- 111 -

	SHANGHAI PRET COMPOSITES CO., LTD.
	002324
	421 20 2
	200081
	558
	201707
	www.pret.com.cn
	dsh@pret.com.cn

	558	558
	021-69210096	021-69210096
	021-51685255	021-51685255
	dsh@pret.com.cn	ludy@pret.com.cn

	www.cninfo.com.cn
	558
	1999 10 28
	2010 3 2

	310109000241257
	310109631613161
	63161316-1
	1
	16

	2009	2008		2007
	489,589,977.34	363,540,102.84	34.67	370,798,524.07
	112,482,562.09	45,420,245.56	147.65	42,037,545.60
	96,072,916.75	38,911,049.67	146.90	35,658,594.38
	50,211,656.77	41,097,838.36	22.18	36,908,847.35
	2009	2008		2007

	2009	2008
/	162.49	-93,212.64
	8,669,470.00	4,920,320.00
		-260,000.00
	21,505.50	-45,395.00
	770,844.58	
	9,418,971.57	4,521,712.36
	1,412,845.74	678,256.85
	8,006,125.83	3,843,455.51
	88,066,790.92	35,067,594.16

1 2009

2009	(%)		
	38.29%	0.94	0.94
	35.10%	0.86	0.86

2 2008

2008	(%)		
	26.42%	0.39	0.39
	23.81%	0.35	0.35

9 — (2010)
 = + × ÷
 - × ÷ 2009
 (A) 3,500 2009 12 14 2009

2009 =100,000,000.00+35,000,000× (31-14+1) ÷
 365=101,726,027.40

$$2009 = 96,072,916.75 \div 101,726,027.40 = 0.94$$

$$\begin{array}{ccccccc} & = & + & /2+ & & & \times \\ \div & & - & & & \times & \div \\ & 2009 & 12 & 14 & & & 2009 \end{array}$$

$$2009 = 166,743,710.84 + 96,072,916.75 \div 2 + 732,840,000.00 \times$$

$$(31 - 14 + 1) \div 365 = 250,920,224.01$$

$$2009 = 96,072,916.75 \div 250,920,224.01 = 38.29\%$$

1

			+ -						
	100,000,000	100.00%	7,000,000				7,000,000	107,000,000	79.26%
1			54,920				54,920	54,920	0.04%
2			1,228,390				1,228,390	1,228,390	0.91%
3	100,000,000	100.00%	5,673,975				5,673,975	105,673,975	78.28%
			5,673,975				5,673,975	5,673,975	4.20%
	100,000,000	100.00%						100,000,000	74.07%
4			42,715				42,715	42,715	0.03%
			42,715				42,715	42,715	0.03%
5									
			28,000,000				28,000,000	28,000,000	20.74%
1			28,000,000				28,000,000	28,000,000	20.74%
2									

3									
4									
	100,000,000	100.00%	35,000,000				35,000,000	135,000,000	100.00%

	69,426,000	0	0	69,426,000		2012	12	18	
	5,877,000	0	0	5,877,000		2012	12	18	
	5,500,000	0	0	5,500,000		2010	12	18	
	4,500,000	0	0	4,500,000		2010	12	18	
	2,888,500	0	0	2,888,500		2010	12	18	
	2,700,000	0	0	2,700,000		2010	12	18	
	2,085,000	0	0	2,085,000		2012	12	18	
	1,995,000	0	0	1,995,000		2010	12	18	
	1,300,000	0	0	1,300,000		2010	12	18	
	1,000,000	0	0	1,000,000		2010	12	18	
	450,000	0	0	450,000		2012	12	18	
	415,700	0		415,700		2010	12	18	
	415,700	0	0	415,700		2010	12	18	
	415,700	0	0	415,700		2010	12	18	
	415,700	0	0	415,700		2010	12	18	
	415,700	0	0	415,700		2010	12	18	
	200,000	0	0	200,000		2010	12	18	
	0	0	7,000,000	7,000,000		2010	3	18	
	100,000,000		7,000,000	107,000,000					

1 [2009] 1255

(A) 3,500

700

2,800

22.50 /

2

[2009] 184

" " " 002324"

2,800

2009

12 18

700

3

2010 3 18

3

1

	400,000	
	322,852	
	267,000	
	250,000	
	248,001	
	242,500	
--	170,864	
	161,818	
	134,600	
	120,105	
		10

2

1

1999 10

2

3

4

10%

10%

10%

10%

1

			45	2007 7 6	2010 7 5	69,426,000	69,426,000		32.42
			44	2007 7 6	2010 7 5	2,888,500	2,888,500		35.23
			43	2007 7 6	2010 7 5	2,085,000	2,085,000		32.25
			36	2007 10 16	2010 7 5	415,700	415,700		25.31
			73	2007 7 6	2010 7 5	2,700,000	2,700,000		28.56
			73	2007 7 6	2010 7 5				5.00
			49	2007 7 6	2010 7 5				5.00
			73	2007 7 6	2010 7 5				5.00
			67	2007 10 16	2010 7 5				5.00
			48	2007 7 6	2010 7 5				17.71
			34	2007 7 6	2010 7 5	1,995,000	1,995,000		18.18
			38	2007 7 6	2010 7 5	450,000	450,000		11.64

		42	2007 7 6	2007 7 5				17.76	
--	--	----	----------	----------	--	--	--	-------	--

5

1

1965

2004 2006 2007 2004 2008

2008 1988 7 1995 9

1999 10 1995 10 1999 9 2007 5

1966 2002

2004 2004 2005 1989 8 2003 7

2003 8 2008

1967 2002

10 2006 12 1998 2 1999 9 1999

2007 1 2007 7

1974 2006

1 2004 3 2006 12 2007

2007 7


1937 1959 1981

1982 2002

1985 1987 Renssel aer

Pol ytechni c Insti tute 2003 2006

2007 5



3

" 1 "

" 1 "

" 1 "

" 1 "

1968

2005

2002 7 2005 12

2006

1

4

5

1

2009 317 2007 2008

274 206

2

		%
	69	21.77
	186	58.67
	27	8.52
	35	11.04
	317	100.00%

3

		%
	5	1.58
	16	5.05
	34	10.73

	28	8.83
	234	73.81
	317	100.00%

4

		%
30	120	37.85
30—40	154	48.58
40—50	34	10.73
50	9	2.84
	317	100.00%

1

2

3

9

4

4

3

1

5

6

7

1

		2	1	1	0	0	
		2	1	1	0	0	
		2	1	1	0	0	
		2	1	1	0	0	
		2	1	1	0	0	
		2	1	1	0	0	
		2	1	1	0	0	

		2	1	1	0	0	
		2	1	1	0	0	

2

3

4

1

2

3

4

5

	//	/
1		
2		

3	1		
2			
1			
2			
3			
4			
5			
6			
2009		2009	

2

1

2

3

4

ERP

5

ISO/TS16949
ISO/IEC17025

ISO/IEC18001

ISO14001

60623545_B02

2009 12 31

(2010)

2009

— ()

2009

	2009	2008
2009		
2009 1 13 ,	2009	
	17	100,000,000
100		
1		
2		2009
2008		
2009 5 20	2008	
	17	100,000,000
100		
1		2008
2		2008
3		2008
4		2008

1

2009 12 18

73284

2

2009
2009 1252 35

69

14

2009

9

16

22

2

101

"

"

GB/T24149. 1—2009 "

PP

" 2009 6 15

2010 2 1

"

"

"

"

"

"

"

"

3

2009

"

"

4. 90	3. 29	2009
	9607. 29	34. 67% 48. 87%
		146. 90%

" "

SABI C

2009

800

2009

4

2009

160%

18000

70%

23

"
2009

"

2008

CHSAS18001

5

2009

2009

6

2009

"

"

15

7

	2009	2008		2007
	489,589,977.34	363,540,102.84	34.67	370,798,524.07
	103,834,435.10	40,898,533.20	153.88	39,132,121.84
	112,482,562.09	45,420,245.56	147.65	42,037,545.60
	96,072,916.75	38,911,049.67	146.90	35,658,594.38
	50,211,656.77	41,097,838.36	22.18	36,908,847.35
	38.29%	26.42%	11.87	35.22%
	2009	2008		

		2009			
		95%			
		48.87%			
2		9607.29		146.90%	
					2009
			234.03		
				15%	
3			5021.17		22.18%
					2009
		911.39			
4					
				343.35%	497.12%
					11.65
		9.96			2009
8	2009				
	2009	1			
	2009	2	2008		
	2009	3	2007-2008		
	2009	5	2008		
	2009	6	2008		
	2009	8	2008		
	2009	8	2008	A	
	2009	12	2009		
	2009	12	2008		
	2009	12	2009		

2010 1 " "

2010 2012

9

1

			%	%	%	
	46,670.97	32,770.54	29.78	39.22	23.65	8.84
	2,288.03	2,013.62	11.99	-19.19	-17.12	2.21
	48,959.00	34,784.16	28.95	34.67	20.22	8.54

			%	%	%	
	19,603.40	14,748.80	24.76	36.28	20.46	9.88
ABS	12,763.51	8,787.69	31.15	20.51	3.17	11.57
	11,048.17	6,516.26	41.02	33.49	11.00	11.95
	5,543.92	4,731.41	14.66	78.73	105.67	11.18
	48,959.00	34,784.16	28.95	34.67	20.22	8.54

28.95%

8.54

2

	2009			2008	
		%			%
	1,987.74	4.06	-1.71	2,097.63	5.77
	2,257.01	4.61	-0.98	2,032.19	5.59
	39,397.30	80.47	3.73	27,898.06	76.74
	1,752.73	3.58	0.23	1,217.86	3.35
	3,564.22	7.28	-1.27	3,108.27	8.55
	48,959.00	100	--	36,354.01	100

80.47%

3.73

3

4

50%

5

	2009	2008	%
	25,453,171.22	6,425,376.62	296.14
	1,818,081.73	1,184,352.26	53.51

3.78%

2.18%

6

	2009	2008	
	17,216.79	12,827.93	

2009

1379

1364

2010

75.72% 2008 2009 72.10% 3.62 1033.13 52.93%

"

"

"

"

"

"

-

"

" 2009

22

101

2009

"

"

10

	2009	2008	%
	239.06	137.77	73.52
	9,607.29	3,891.10	146.90

11

	2009	2009	2008		2007
	16,352,520.47	3.34%	11,352,642.16	44.04%	8,057,176.58
	17,380,877.71	3.55%	15,835,416.34	9.76%	8,552,747.97
	2,211,687.01	0.45%	4,552,029.42	-51.41%	2,351,343.63
	16,409,645.34	3.35%	6,509,195.89	152.10%	6,378,951.22

:

500

155

234

51.41%

990

2009

15%

11

	2009	2008	
	5,021.17	4,109.78	911.39
	-57,105.35	-417.27	-56,688.08
	74,181.31	-878.97	75,060.28
	22,097.13	2,813.54	19,283.59

5021. 17

911. 39

22 18%

73284

10

1

	15,598,240.26	5,990,948.58	9,607,291.68	160.36%
	140,384,162.27	53,918,537.20	86,465,625.07	160.36%

2009

	157,459,114.75	79,835,450.65	77,623,664.10	97.23	100,781,705.26
	50,000,000.00	41,200,000.00	8,800,000.00	21.36	45,000,000.00
	91,785,526.71	38,570,478.21	53,215,048.50	137.97%	53,247,105.04

7762.37 97.23% 2009

5%

5321.50 137.97% 2009

1

5%

8

	2009	2008		2007
()	6.72	2.54	164.57%	1.95
()	6.45	2.39	169.87%	1.78
%	14.53	36.54	-99.60%	46.87
()	49.42	10.42	374.28%	18.98

2009

9

	2009	2008		2007
/	4.13	4.03	2.48%	4.26
/	2.07	18.14	-33.46%	19.62

2009

2008

2009

10

	2009	2008	2007
	1,252.35	862.54	806.63
	48,959.00	36,354.01	37,079.04
%	2.56	2.37	2.18

11

	2009	2009	2008	2007
	22	9	1	0

	2009		
	3,000,000.00	0.00	11.54%
	250,000.00	0.00	20.00%

13

1

2009	"		"		"
" "	" "	"			2009
1379.10	1364.48		48.30%	46.15%	1038.38
1033.13		54.11%	52.93%		
2010 1-2	282.10	287.58		92.40%	83.87%
				2010	2010
	1500		10%		

2

"	"			2010	150
	1500	2010		225	
2010		250		10%	

Basel I

Bayer Dupont BASF

3

1

101

22

2

ERP

“

”

2

“

”

3

80

4

22

2

101

GB/T24149.1—2009”

PP

”

”

”

ERP

I SO/TS 16949 I SO14001 CHSAS18001

I SO/IEC 17025

4 2010

“

”

”

”

50%

5

1

2

TLCP

3

ERP

6

1

5%

2

3

1

[2009] 1255

(A)	3,500		700	2,800
	22.50 /		1.00	78,750.00

	5, 466. 00		73, 284. 00		2009
12 14					
(2009)	60623545_B01				
				2009	12 31
736, 943, 634. 74		732, 840, 000. 00			50, 874. 24
4, 052, 760. 50					
					2009 12
31		45, 807, 994. 97			

2

(2010)

60623545_B03

"

2009

"

3

1

1 2009 4 16

2008

2008

2008

2008

2008

2 2009 7 31

2009

2

1 2009

[2009] 1255

3500

[2009] 184

2009 12 18

"

"

" 002324"

2 2009

2009

3

2

(www.cninfo.com.cn)

2009 12 31
736, 943, 634. 74 732, 840, 000. 00 50, 874. 24
4, 052, 760. 50 2009

(2010) 60623545_B03

2009

2009 12 31 45, 807, 994. 97
4
5
6
2009

2010

2010

1

2

2010

2009
12 31
2009

2009 12 31

2009 0

1 2009 3 " PET

"

1 PET

2 PET

PET

3

4

2009 3 " PET

"

2

3

2009 8 5

31119200900000063

2009 8 6

2010 8 5 10%

6

2009 11 6

31119200900000081 2009 11

10 2010 11 09

10% 3

1 36

2

12

3

25% 6

4

"

"

5%

2009

2009

35

" "

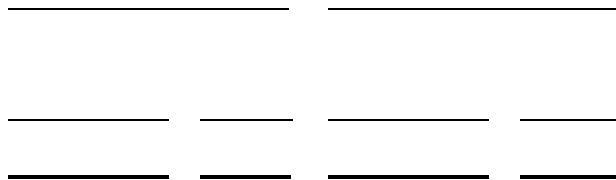
-
-
-

-
-

<hr/>	<hr/>
<hr/>	<hr/>
<hr/>	<hr/>

<hr/>	<hr/>	<hr/>
<hr/>	<hr/>	<hr/>


<hr/>	<hr/>	<hr/>
<hr/>	<hr/>	<hr/>



_____	_____
_____	_____
_____	_____
_____	_____
_____	_____
_____	_____

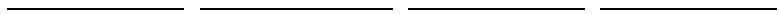
_____	_____	_____	_____	_____	_____
	_____				_____
	=====				=====

_____	_____	_____	_____	_____	_____
	_____				_____
	=====				=====









_____	_____
_____	_____
=====	=====

_____	_____	_____	_____
=====	=====	=====	=====

_____	_____	_____	_____
=====	=====	=====	=====

_____	_____	_____
_____	_____	_____
=====	=====	=====

<hr/>	<hr/>
<hr/>	<hr/>

<hr/>	<hr/>
-------	-------

<hr/>	<hr/>
<hr/>	<hr/>

<hr/>	<hr/>
<hr/>	<hr/>

_____	_____
=====	=====
_____	_____
=====	=====

<hr/>	
<hr/>	<hr/>
<hr/>	<hr/>
<hr/>	<hr/>

<hr/>	<hr/>
<hr/>	<hr/>

<hr/>	<hr/>
<hr/>	<hr/>
<hr/>	<hr/>

2009

2009