



2019

2019 08

)

(

..... 2

..... 5

..... 8

..... 13

..... 22

.....

		PRET Holdings LLC
WPR		WPR Holdings LLC
WAM		Wellman Advanced Materials LLC. Wellman Plastics Recycling LLC 2016 3 3
DC Foam		D.C. Foam Recycle Incorporated
		PRET Europe GmbH
		2019 1 1 2019 6 30

			002324
		SHANGHAI PRET COMPOSITES CO.,LTD	
		PRET	

	558	558
	021-69210096	021-69210096
	021-51685255	021-51685255
	chumh@pret.com.cn	yangfan@pret.com.cn

1

2018

2

2018

3

2019

2019 7 31

	1,652,285,585.73	1,769,996,107.52	-6.65%
	59,794,416.83	88,060,040.25	-32.10%

	104,855.14	
	7,917,484.24	
	622,326.00	
	-15,121.93	
	2,016,643.03	
	230,329.78	
	6,382,570.64	--

1

1

1

PP ABS PC/ABS PA

1

EMBA

4

IATF16949 2016 ISO14001:2015 OHSAS18001:2007 ISO/IEC17025:2005
WPR IATF16949 ISO9001 ISO14001 ISO/IEC17025
IATF16949 2016

VCS

5

VOC
1
2
3
4
5
WPR PA

6

	-456,264,396.88	66,855,941.78	-782.46%	
	-73,621,528.08	27,285,079.02	-369.82%	

	1,652,285,585.73	100%	1,769,996,107.52	100%	-6.65%
	1,407,636,589.83	85.19%	1,622,878,640.69	91.69%	-13.26%
	244,648,995.90	14.81%	147,117,466.83	8.31%	66.30%
	678,027,440.45	41.03%	841,094,057.77	47.52%	-19.39%
	188,345,045.39	11.40%	262,789,600.37	14.85%	-28.33%
	497,268,725.78	30.10%	610,672,324.47	34.50%	-18.57%
	288,644,374.11	17.47%	55,440,124.91	3.13%	420.64%
	1,413,791,499.73	85.57%	1,506,492,328.50	85.11%	-6.15%
	238,494,086.00	14.43%	263,503,779.02	14.89%	-9.49%

10%

	1,407,636,589.83	1,097,457,120.80	22.04%	-13.26%	-15.15%	1.74%

	244,648,995.90	237,411,819.00	2.96%	66.30%	76.91%	-5.82%
	678,027,440.45	575,159,577.75	15.17%	-19.39%	-14.40%	-4.94%

	1					
	1,178,592,533.19	32.34%	1,413,793,892.75	35.63%	-3.29%	
	603,534,547.60	16.56%	532,372,336.89	13.42%	3.14%	
	5,160,343.63	0.14%	5,609,638.04	0.14%	0.00%	
	894,216,522.89	24.54%	768,995,618.45	19.38%	5.16%	
	30,735,805.61	0.84%	90,533,862.97	2.28%	-1.44%	
	731,834,970.49	20.08%	1,167,568,869.33	29.42%	-9.34%	
	164,263.26	0.00%	45,447,564.81	1.15%	-1.15%	
	38,921,355.66	1.07%	30,896,730.83	0.78%	0.29%	
	9,739,441.67	0.27%	55,004,714.14	1.39%	-1.12%	
	12,042,374.18	0.33%	10,011,730.04	0.25%		

1

	0.00	6,500,000.00
		-100.00%

2

3

4

5

6

7

8

1

2


	Wellman PET LLC 100%	2018 03 19	7,940.62									2018 03 20	http://www.cninfo.com.cn

10%

			9100	172,767,862.37	45,845,695.23	65,119,073.33	-3,812,130.42	-3,827,780.29


			70000	1,127,521,040.91	628,384,779.54	994,346,074.18	12,033,519.76	10,481,083.86
			20000	436,573,434.06	307,354,583.55	195,552,661.48	11,464,445.94	9,797,727.84

				18		
			2003	56		
				1		
				2		
				3		



a

b



15%

/

2015 7 17 2015
 2015
 2015 8 5 2015
 2015
 2016 1 8
 2015
 2015 12 31 2015
 931,600 25,526,315.00
 27.40 / 2016 1 8 2015 1
 1,276,200
 0.4727% 27.91 /
 2015 2016 1 8 12
 2015 2017 1 8
 2017 6 2 2015
 2018 8 4
 2017 9 1 2/3 2017 9 6
 1
)
 2018 7 12 2/3 2018 7
 16
 2019 8 4
 2018 9 30 53
 242

2019 7 26

2/3

2019 7 29

2020

8 4

<http://www.cninfo.com.cn>

1

2

3

4

5

1

1

2

3

2

1

	2018 03 31	12,568.41	2018 10 10	730.4				
	2017 04 28	48,000	2018 02 01	2,000				
	2017 04 28	48,000	2018 03 01	2,000				
	2017 04 28	48,000	2018 06 25	2,000				
	2017 04 28							

	2017 04 28	48,000	2018 07 11	463.93				
	2017 04 28	48,000	2018 09 07	3,000				
	2017 04 28	48,000	2018 09 20	2,000				
	2017 04 28	48,000	2018 10 19	500				
	2017 04 28	48,000	2019 02 20	2,000				
	2019 04 12	58,000	2019 06 10	2,000				
	2017 04 28	48,000	2018 03 22	1,500				
	2017 04 28	48,000	2018 03 22	1,000				
	2017 04 28	48,000	2018 06 29	950				
	2017 04 28	48,000	2018 07 19	250				
	2017 04 28	48,000	2018 07 05	2,000				
	2017 04 28	48,000	2018 07 16	1,000				
	2017 04 28	48,000	2018 07 23	400				
	2017 04 28	48,000	2018 08 01	900				
	2017 04 28	48,000	2018 08 21	2,000				
	2019 04 12	58,000	2019 04 25	1,000				
	2019 04 12	58,000	2019 04 29	1,000				
	2019 04 12	58,000	2019 05 08	1,000				
	2019 04 12	58,000	2019 05 09	1,242.03				

	2019 04 12	58,000	2019 05 09	442.79				
	2019 04 12	58,000	2019 05 13	1,000				
	2019 04 12	58,000	2019 05 21	1,500				

1

	170,292,102	41.92%			51,087,632		51,087,632	221,379,734	41.92%
3	170,292,102	41.92%			51,087,632		51,087,632	221,379,734	41.92%
	170,292,102	41.92%			51,087,632		51,087,632	221,379,734	41.92%
	235,982,865	58.08%			70,794,858		70,794,858	306,777,723	58.08%
1	235,982,865	58.08%			70,794,858		70,794,858	306,777,723	58.08%
	406,274,967	100.00%			121,882,490		121,882,490	528,157,457	100.00%

2019 5 7 2018 2018
2018 406,274,967 10.00 3.00
121,882,490

2018

2018

528,157,457

0.11

/

4.37 /

2



3

			9,956		8		0
		5%	10				
		54.04%	285,424,500	65,867,192	214,068,375	71,356,125	159,900,000
		4.34%	22,920,300	5,289,300	0	22,920,300	
		2.01%	10,627,789	2,452,567	0	10,627,789	
		1.11%	5,864,170	1,343,270	0	5,864,170	
		1.09%	5,744,116	1,325,565	4,308,086	1,436,030	
#							
5		0.83%	4,405,683	2,545,083	0	4,405,683	
#							
6		0.82%	4,334,590	2,534,590	0	4,334,590	
		0.78%	4,122,105	1,019,668	0	4,122,105	
		0.68%	3,617,662	281,864	0	3,617,662	
		0.61%	3,219,469	3,219,469	0	3,219,469	
			10				
10							

	71,356,125		71,356,125
	22,920,300		22,920,300

			219,557,308	65,867,192	0	285,424,500			
			601,199	180,360	0	781,559			
			4,418,551	1,325,565	0	5,744,116			
			0	0	0	0			
			0	0	0	0			
			0	0	0	0			
			0	0	0	0			
			775,125	232,537	0	1,007,662			
			0	0	0	0			
			0	0	0	0			
			0	0	0	0			
			4,000	1,200	0	5,200			
	--	--	225,356,183	67,606,854	0	292,963,037	0	0	0

			2019 05 10	

			2019 05 10	
--	--	--	------------	--

1

2019 06 30

	2019 6 30	2018 12 31
	131,261,412.91	201,682,880.19

	603,534,547.60	572,502,018.73
	49,602,924.80	23,536,812.87
	2,255,087,463.99	2,506,858,246.39
		250,000.00
	5,160,343.63	5,363,643.40
	250,000.00	
	894,44.26 Tm0	

	33,342,932.13	34,797,650.35
	33,707,727.21	35,516,149.83
	1,331,931,074.41	1,587,015,461.06
	528,157,457.00	406,274,967.00
	337,951,669.95	459,834,159.95
	51,365,166.11	50,435,389.21
	136,739,432.69	136,739,432.69
	1,253,130,145.44	1,274,590,722.01
	2,307,343,871.19	2,327,874,670.86
	4,817,510.84	3,015,086.52
	2,312,161,382.03	2,330,889,757.38
	3,644,092,456.44	3,917,905,218.44

2

	2019 6 30	2018 12 31
	63,474,074.95	147,994,276.31
	193,378,898.87	361,005,993.97

	1,143,114,779.19	1,158,572,181.84
	45,562,691.82	65,662,704.85
	366,870,208.46	360,319,427.81
	26,006,500.00	22,555,000.00
	22,751,801.67	23,135,008.79
	10,808,862.33	4,090,639.76
	1,845,961,317.29	2,120,780,233.33
	171,000,000.00	
		250,000.00
		171,000,000.00
	952,210,343.63	952,413,643.40
	250,000.00	
	10,908,602.42	11,377,381.86
	44,540,415.21	46,732,385.33
	2,400,796.92	861,000.00
	3,260,570.25	3,198,244.72
	1,482,469.87	1,539,769.52
	1,186,053,198.30	1,187,372,424.83

	3,032,014,515.59	3,308,152,658.16
23 N' as Ñ	472,500,000.00	826,411,931.99
	180,000,000.00	30,000,000.00
	151,904,636.45	147,765,697.47
	35,287,594.34	4] TETQ147,7

	528,157,457.00	406,274,967.00
	332,951,669.95	454,834,159.95
	136,739,432.69	136,739,432.69
	1,089,417,391.23	1,146,029,380.07
	2,087,265,950.87	2,143,877,939.71
	3,032,014,515.59	3,308,152,658.16

3

	2019	2018
	1,652,285,585.73	1,769,996,107.52
	1,652,285,585.73	1,769,996,107.52
	1,586,684,461.23	1,675,995,642.33
	1,334,868,939.80	1,427,678,101.70
	3,846,293.81	7,968,361.44
	60,471,533.28	63,616,466.86
	45,565,557.40	41,492,223.11

	106,242,489.13	102,393,294.10
	35,689,647.81	32,847,195.12
	36,076,631.70	30,706,788.67
	4,135,944.71	367,419.79
	1,534,718.22	2,892,048.24
	419,026.23	-1,472,589.12
	-203,299.77	-1,472,589.12
-		
-		
-		
-	-2,453,464.89	820,483.25
-	104,855.14	
	65,206,259.20	96,240,407.56
	6,590,417.12	5,075,589.76
	222,773.03	84,193.76
	71,573,903.29	101,231,803.56
	12,317,062.14	13,227,034.70
	59,256,841.15	88,004,768.86
1.		
2.		

	929,776.90	6,673,224.84
	929,776.90	6,673,224.84
1.		
2.		
3.		
4.		
5.		
	929,776.90	6,673,224.84
1.		
2.		
3.		
4.		

	0.11	0.22
	0.11	0.22

4

	80,858.27	34,092.46
	29,092,073.33	29,871,421.25
	4,449,068.77	3,402,401.08
	24,643,004.56	26,469,020.17
1.		
2.		
3.		
4.		
5.		
1.		
2.		
3.		
4.		
5.		
6.		
7.		
8.		
9.		

	24,643,004.56	26,469,020.17

5

	2019	2018
	1,660,921,519.31	874,019,162.87
	8,045.23	2,387,630.70
	157,237,751.69	17,967,706.79
	1,818,167,316.23	894,374,500.36
	1,202,025,079.88	645,137,203.54

	88,760,879.21	110,543,719.16
	69,099,045.53	70,443,577.34
	65,717,913.75	75,472,123.60
	1,425,602,918.37	901,596,623.64
	392,564,397.86	-7,222,123.28

	850,223,767.03	837,384,058.22
	-456,264,396.88	66,855,941.78
	-1,150,370.28	291,511.67
	-73,621,528.08	27,285,079.02
	199,255,016.19	150,407,160.90
	125,633,488.11	177,692,239.92

6

	2019	2018
	875,077,914.11	1,004,162,851.91
		2,303,100.71
	37,616,669.91	93,147,974.60
	912,694,584.02	1,099,613,927.22
	438,447,247.85	975,570,981.63
	28,629,053.52	35,085,284.02
	53,508,418.58	44,932,055.76
	37,364,574.86	69,492,504.69
	557,949,294.81	1,125,080,826.10
	354,745,289.21	-25,466,898.88
	81,000.00	
	15,358,663.61	
	15,439,663.61	
	2,850,311.92	3,096,055.40



4														
	121,8			-121,8										
	82,49			82,490										
	0.00			.00										
1	121,8			-121,8										
	82,49			82,490										
	0.00			.00										
2														
3														
4														
5														
6														
1														
2														
	528,1			337,95	51,365	136,73	1,253,	2,307,	4,817,	2,312,				
	57,45			1,669.	,166.1	9,432.	130,14	343,87	510.84	161,38				
	7.00			95	1	69	5.44	1.19		2.03				

	2018													
	270,8			595,25	24,162	135,42	1,230,	2,256,		2,256,3				
	49,97			9,148.	,441.3	4,989.	670,72	367,28		67,285.				
	8.00			95	3	00	8.37	5.65		65				


	270,849,978.00				595,259,148.95	24,162,441.33	135,424,989.00		1,230,670,728.37		2,256,367,285.65		2,256,367,285.65	
	135,424,989.00				-135,424,989.00	6,673,224.84	2,646,902.02		58,393,084.76		67,713,211.62	4,444,728.61	72,157,940.23	
						6,673,224.84			88,060,040.25		94,733,265.09	4,444,728.61	99,177,993.70	
1														
2														
3														
4														
								2,646,902.02	-29,666,955.49		-27,020,053.47		-27,020,053.47	
1								2,646,902.02	-2,646,902.02					
2														
3									-27,020,053.47		-27,020,053.47		-27,020,053.47	
4														

	135,4 24,98 9.00				-135,4 24,989 .00									
1	135,4 24,98 9.00				-135,4 24,989 .00									
2														
3														
4														
5														
6														
1														
2														
	406,2 74,96 7.00				459,83 4,159. 95	30,835 ,666.1 7	138,07 1,891. 02	1,289, 063,81 3.13	2,324, 080,49 7.27	4,444,7 28.61	2,328,5 25,225. 88			

8

	2019										
	406,27 4,967.0 0				454,834, 159.95				136,739, 432.69	1,146,0 29,380. 07	2,143,877, 939.71

	406,274,967.00				454,834,159.95				136,739,432.69	1,146,029,380.07		2,143,877,939.71
	121,882,490.00				-121,882,490.00					-56,611,988.84		-56,611,988.84
										24,643,004.56		24,643,004.56
1												
2												
3												
4												
										-81,254,993.40		-81,254,993.40
1												
2										-81,254,993.40		-81,254,993.40
3												
	121,882,490.00				-121,882,490.00							
1	121,882,490.00				-121,882,490.00							
2												
3												



	406,274,967.00			454,834,159.95				138,071,891.02	1,158,086,449.37		2,157,267,467.34
--	----------------	--	--	----------------	--	--	--	----------------	------------------	--	------------------

()

1999

10 28

3101091016969

10

2,000,000

2002 11 8

18,000,000

16,118,000

1,882,000

20,000,000

2007 5 10

2007 5 21

20,000,000

6

1.

2.

1

2

4

7

8

1.

2.

9

(1)

(2)

(3)

(SPPI)

- i)
- ii)
- iii)

12

- (1)
- (2)
- (3)

- 1)
- 2)

(1)

(2)

(3)

(1)

(2)

(3)

14

2017

22

25

1

2	
3	

11**1.****2.****3.****4.****12****1.**

3

13

1

1

2

2

		15-40	0%-5%	2.50%-6.67%
		5-13	0%-5%	7.69%-19.00%
		3-10	0%-5%	9.50%-.33.33%
		3-10	0%-5%	9.50%-33.33%

14

15

1

1

2

	50
	5

	5
--	---

16

17

1

2

	3	

18

1

2

1)

2)

3

19

]

20

1.

1

2

2.

1

2

21

1.

2.

3.

1

2

22

/

23

1

1

2019		
2019 6		
2017		
22 --		
23 --		
24 --		
37 --		
4 "		
"		
2019 1 1		

2019

(2019 6)

2019

2018

	1,649,232,302.14		401,983,851.11
			1,247,248,451.03
	318,993,883.28		41,577,728.99
			277,416,154.29

2017

22

23

24

37

4

2019

1 1

9.

2018

24

3

2

3

	2018 12 31	2019 01 01	
	201,682,880.19	201,682,880.19	
	401,983,851.11	401,983,851.11	
	1,247,248,451.03	1,247,248,451.03	
	52,268,883.08	52,268,883.08	
	7,635,349.38	7,635,349.38	
	572,502,018.73	572,502,018.73	
	23,536,812.87	23,536,812.87	
	2,506,858,246.39	2,506,858,246.39	

	250,000.00		-250,000.00
	5,363,643.40	5,363,643.40	
		250,000.00	250,000.00
	916,680,420.40	916,680,420.40	
	27,800,881.30	27,800,881.30	
	132,821,098.86	132,821,098.86	
	315,073,655.26	315,073,655.26	
	1,054,469.17	1,054,469.17	
	12,002,803.66	12,002,803.66	
	1,411,046,972.05	1,411,046,972.05	
	3,917,905,218.44	3,917,905,218.44	
	1,104,938,759.18	1,104,938,759.18	
	41,577,728.99	41,577,728.99	
	277,416,154.29	277,416,154.29	
	9,791,756.45	9,791,756.45	



	459,834,159.95	459,834,159.95	
	50,435,389.21	50,435,389.21	
	136,739,432.69	136,739,432.69	
	1,274,590,722.01	1,274,590,722.01	
	2,327,874,670.86	2,327,874,670.86	
	3,015,086.52	3,015,086.52	
	2,330,889,757.38	2,330,889,757.38	
	3,917,905,218.44	3,917,905,218.44	

	2018 12 31	2019 01 01	
	147,994,276.31	147,994,276.31	
	361,005,993.97	361,005,993.97	
	1,158,572,181.84	1,158,572,181.84	
	65,662,704.85	65,662,704.85	

	23,135,008.79	23,135,008.79	
	4,090,639.76	4,090,639.76	
	2,120,780,233.33	2,120,780,233.33	
		171,000,000.00	171,000,000.00
	250,000.00		-250,000.00
	171,000,000.00		-171,000,000.00
	952,413,643.40	952,413,643.40	
		250,000.00	250,000.00
	11,377,381.86	11,377,381.86	
	46,732,385.33	46,732,385.33	
	861,000.00	861,000.00	
	3,198,244.72	3,198,244.72	
	1,539,769.52	1,539,769.52	
	1,187,372,424.83	1,187,372,424.83	

	454,834,159.95	454,834,159.95	
	136,739,432.69	136,739,432.69	
	1,146,029,380.07	1,146,029,380.07	
	2,143,877,939.71	2,143,877,939.71	
	3,308,152,658.16	3,308,152,658.16	

4

1

		16% 13%
		1% 5% 7%
		15% 25%

	15%
	15%
	15%
	25%
	25%
	25%
	25%
	25%

	25%
	25%

2

1

2017 1 1 2019 12 31

15%

2

([2011]58) 2011 1 1 2020 12 31

15%

2014

15%

3

1

	148,421.12	209,299.63
	124,596,372.37	197,362,188.40
	6,516,619.42	4,111,392.16
	131,261,412.91	201,682,880.19
	10,395,871.63	10,003,975.86

	5,627,924.80	2,427,864.00
	5,627,924.80	2,427,864.00

2

1

	228,646,130.43	395,093,851.11
	13,060,341.28	6,890,000.00
	241,706,471.71	401,983,851.11

2

	704,060,252.36	
	704,060,252.36	

3

1

	4,990,931.10	0.42%	4,990,931.10	100.00%		4,990,931.10	0.40%	4,990,931.10	100.00%
	4,860,141.11	0.41%	4,860,141.11	100.00%		4,860,141.11	0.39%	4,860,141.11	100.00%
	130,789.99	0.01%	130,789.99	100.00%		130,789.99			

	3,114.67		1.48		,533.19	,740.73		.70		51.03
	1,193,28	100.00%	14,691,5		1,178,592	1,259,695	100.00%	12,447,22		1,247,248,4
	4,045.77		12.58		,533.19	,671.83		0.80		51.03

A	169,854.68	169,854.68	100.00%	
B	328,153.50	328,153.50	100.00%	
C	1,589,399.91	1,589,399.91	100.00%	
D	1,248,314.44	1,248,314.44	100.00%	
E	1,125,326.19	1,125,326.19	100.00%	
F	399,092.39	399,092.39	100.00%	
	4,860,141.11	4,860,141.11	--	--

4	5	86,899.99
		1,122,448,019.62

2

	12,447,220.80	2,289,201.03		44,909.25	14,691,512.58
	12,447,220.80	2,289,201.03		44,909.25	14,691,512.58

3

		(%)	
	96,809,048.04	8.11%	1,754,254.88
	41,002,954.08	3.44%	801,803.38
	36,102,663.77	3.03%	-
	34,873,055.45	2.92%	-
	34,302,233.38	2.87%	-
	243,089,954.72	20.37%	2,556,058.26

4

1

1	28,281,833.27	73.75%	50,609,514.73	96.83%
1 2	9,882,298.61	25.77%	1,465,415.41	2.80%
2 3				

	38,347,199.60	--	52,268,883.08	--
--	---------------	----	---------------	----

2

		%
	6,283,471.82	16.39%
	5,454,641.72	14.22%
	3,224,715.67	8.41%
	2,852,733.20	7.44%
	1,829,275.91	4.77%
	19,644,838.32	51.23%

5

	12,042,374.18	7,635,349.38
	12,042,374.18	7,635,349.38

1

1

	3,302,164.79	3,532,528.01

1	1	9,214,191.23
1	1	9,214,191.23
1	2	1,960,482.84

	4,116,306.02		4,872.61	1,275,108.17		2,846,070.46
	8,874,645.13	164,263.86	8,233.74	3,368,073.11		5,679,069.62
	922,915.09		1,330.74	262,092.67		662,153.16
	13,913,866.24	164,263.86	14,437.09	4,905,273.95		9,187,293.24

7

--	--	--

9

	250,000.00	250,000.00
	250,000.00	250,000.00

10

	894,216,522.89	916,680,420.40
	894,216,522.89	916,680,420.40

1

1.	770,131,859.41	523,436,945.29	15,726,374.00	14,861,163.55	1,324,156,342.25
2.					10,357,374.29
2		8,781,398.35	1,175,344.38		9,956,742.73

2					
3					
4	2,449.91				2,449.91
3.					
1					
4.	148,591,212.56	325,833.35		9,578,203.78	158,495,249.69
1.	17,653,581.46	325,833.35		7,378,456.62	25,357,871.43
2.	1,471,296.90			271,574.38	1,742,871.28
1	1,471,296.90			271,574.38	1,742,871.28
3.					
1					
	19,124,878.36			7,650,031.00	
1.					
2.					

WPR Holdings LLC	376,027,367.42		630,072.67			376,657,440.09
	376,027,367.42		630,072.67			376,657,440.09

2

WPR Holdings LLC	60,953,712.16		102,134.24			61,055,846.40
	60,953,712.16		102,134.24			61,055,846.40

14

	1,054,469.17		115,033.01		939,436.16
	1,054,469.17		115,033.01		939,436.16

15 /

1

2

		10,706,783.49		12,002,803.66

16

1

		41,834,970.49	40,502,316.90
		217,500,000.00	224,804,000.00
		472,500,000.00	792,500,000.00
			47,132,442.28
		731,834,970.49	1,104,938,759.18

17

		209,051,400.03	41,577,728.99
		209,051,400.03	41,577,728.99

18

1

1		234,900,172.67	267,417,246.19
1-2		1,191,186.21	4,430,506.12
2-3		79,966.72	2,129,912.73
3		2,532,385.91	3,438,489.25
		238,703,711.51	277,416,154.29

2

1

--	--	--

A

20

1

	16,856,220.38	81,566,995.29	84,380,822.05	14,042,393.62
-		4,443,588.16	4,380,057.16	63,531.00
	16,856,220.38	86,010,583.45	88,760,879.21	14,105,924.62

2

1	11,385,679.75	72,029,434.80	77,181,231.32	6,233,883.23
2		545,384.08	545,384.08	
3	1,438,790.19	4,256,658.36	3,930,295.05	1,765,153.50
	1,438,790.19	3,985,412.58	3,663,108.04	1,761,094.73
		76,736.72	74,868.05	1,868.67
		194,509.06	192,318.96	2,190.10
4		1,712,736.29	1,705,851.29	6,885.00
5	4,031,750.44	3,022,781.76	1,018,060.31	6,036,471.89
	16,856,220.38	81,566,995.29	84,380,822.05	14,042,393.62

3

1		4,313,440.66	4,252,100.86	61,339.80
2		130,147.50	127,956.30	2,191.20
		4,443,588.16	4,380,057.16	63,531.00

21

	438,392.54	7,900,287.50
	3,312,228.73	704,945.12
	2,240,560.38	1,895,800.57
	255,441.00	3,790,406.39
	1,034,845.16	1,524,383.68
	2,457,973.86	7,329,250.57
	9,739,441.67	23,145,073.83

22

--	--	--

	711,227.75	2,316,697.27
	711,227.75	2,316,697.27

3

1

A	3,918,113.75	
B	2,514,708.00	
C	1,064,000.00	
D	876,450.00	
E	826,137.21	
	9,199,408.96	--

23

	27,837,393.69	29,611,653.88
	27,837,393.69	29,611,653.88

24

1

	164,263.26	482,016.26
	164,263.26	482,016.26

25

	200,531.82	236,483.22
	200,531.82	236,483.22

1

	200,531.82	236,483.22

26

	34,797,650.35	80,000.00	1,534,718.22	33,342,932.13	
	34,797,650.35	80,000.00	1,534,718.22	33,342,932.13	--

								/
	10,908,333.33						10,908,333.33	
	5,062,500.00			187,500.00			4,875,000.00	

	800,000.00					800,000.00	
5	671,497.07			20,295.00		651,202.07	
	531,000.00					531,000.00	
(201,348.33			43,146.07		158,202.26	
	182,278.42			46,428.58		135,849.84	
	154,761.90			60,759.49		94,002.41	
	114,285.75			8,571.42		105,714.33	
	87,000.00					87,000.00	
	1,500,000.00					1,500,000.00	
		80,000.00				80,000.00	
	34,797,650.35	80,000.00		1,534,718.22		33,342,932.13	

27

		+ -					
	406,274,967.00						

30

	136,739,432.69			136,739,432.69
	136,739,432.69			136,739,432.69

31

	1,274,590,722.01	1,230,670,728.37

	947,600.93	505,248.43
	3,846,293.81	7,968,361.44

34

	41,213,457.11	45,413,807.82
	14,675,577.74	12,450,035.67
	892,267.15	1,341,381.56
	1,305,638.15	978,375.73
	344,526.96	435,966.14
		195,989.97
	2,040,066.17	2,800,909.97
	60,471,533.28	63,616,466.86

35

	22,766,245.03	20,166,303.58
	2,156,780.52	1,657,428.40
	8,143,736.97	8,760,143.96
	12,498,794.88	10,908,347.17
	45,565,557.40	41,492,223.11

36

	64,644,334.72	76,589,342.52
	16,084,590.82	14,056,149.83
	5,455,999.12	2,838,922.05
	10,366,218.96	1,800,890.38
	1,304,773.71	667,435.51
	8,386,571.80	6,440,553.81
	106,242,489.13	102,393,294.10

37

	36,076,631.70	30,706,788.67
	-4,135,944.71	-367,419.79

		100,000.00
		10,000.00
2017		90,000.00
	1,534,718.22	2,892,048.24

39

	-203,299.77	-1,472,589.12
	229,121.00	
	393,205.00	
	419,026.23	-1,472,589.12

40

	-2,289,201.03	97,821.02
	-164,263.86	722,662.23
	-2,453,464.89	820,483.25

41

	104,855.14	

42

	6,382,766.02	4,980,000.00	6,382,766.02

	207,651.10	95,589.76	207,651.10
	6,590,417.12	5,075,589.76	6,590,417.12



2017						491,000.00		
						390,000.00		
						675,416.00		
2019 2						35,000.00		
						100,000.00		
2017							3,887,000.00	
						59,004.00		
						999,765.00		

"							383,000.00	
"							60,000.00	
							50,000.00	
							460,000.00	
						6,382,766.02	4,980,000.00	

43

	110,517.58		110,517.58
	112,255.45	84,193.76	112,255.45
	222,773.03	84,193.76	222,773.03

44

1

	10,871,922.38	9,485,811.20

	1,445,139.76	3,741,223.50
	12,317,062.14	13,227,034.70

2

		71,573,903.29
/		10,736,085.49
		-156,018.52
		730,720.03
		30,494.97
		109,947.75
		865,832.42
		12,317,062.14

45

1

	6,462,766.02	6,615,774.00
	4,135,944.71	367,419.79
	146,639,040.96	10,984,513.00
	157,237,751.69	17,967,706.79

2

	7,967,285.19	11,656,599.92
	45,562,944.18	38,575,877.84
		15,290,000.00
	12,187,684.38	9,949,645.84
	65,717,913.75	75,472,123.60

3

	1,183,444.00	
492.9602CA123626QMC q16.31 6622-BDC 58.804 701.4681.3152.4543	1,183,444.00	506.531.2 19486m0f221.86 506.531 661.39152.4486m0reV

46

1

1		

	199,255,016.19	150,407,160.90
	-73,621,528.08	27,285,079.02

2

	125,633,488.11	199,255,016.19
	148,421.12	209,299.63
	124,596,372.37	197,362,188.40
	888,694.62	1,683,528.16
	125,633,488.11	199,255,016.19

47

	5,627,924.80	
	172,911,320.56	Wellman Advanced Materials LLC Wellman Pet LLC Wellman Lanolin LLC
	111,448,871.00	Wellman Advanced Materials LLC Wellman Pet LLC Wellman 1,464,558.59 Lanolin LLC
	1,464,558.59	Wellman Advanced Materials LLC Wellman Pet LLC Wellman Lanolin LLC
	11,915,808.27	Wellman Advanced Materials LLC Wellman Pet LLC Wellman Lanolin LLC
	63,350,433.51	Wellman Advanced Materials LLC Wellman Pet LLC Wellman

			Lanolin LLC
		366,718,916.73	--

48

1

	--	--	
	984,674.28	6.8747	6,769,340.27
	1,019,745.37	7.8170	7,971,349.56
	--	--	
	10,098,718.93	6.8747	69,425,663.03
	49,084.48	7.8170	383,693.38

--	--	--	--

2

49

1

	80,000.00	26	1,534,718.22
	1,534,718.22	38	1,534,718.22
	6,382,766.02	42	6,382,766.02

|

█

1

1

--	--	--	--	--	--

█

				100.00%		
Pret Holdings LLC					100.00%	
WPR Holdings LLC					100.00%	
Wellman Advanced Materials LLC					100.00%	
D.C. Foam Recycle Incorporated					100.00%	
Wellman Pet LLC					100.00%	
Wellman Lanolin LLC					100.00%	
PRET EUROPE GMBH					100.00%	
				51.00%		
				55.00%		
				70.00%		

2

	49.00%	-680,487.09		925,344.05
	45.00%	141,586.30		3,967,418.48
	30.00%	1,325.11		-75,251.69

3



	--	--
--	-203,299.77	-1,472,589.12
--	-203,299.77	-1,472,589.12
	--	--
	--	--

2019 6 30

371,334,613.49 2018 12 31 481,221,725.16
 305,715,438.36 (2018 12 31 246,808,252.11)
 "

	9,993.73
	1,780.97

1

54.04%

54.04%

2019 06 30

5

1

	7,304,000.00	2018	10	10
		2019	01	10
	20,000,000.00	2018	02	01
		2019	01	22
	20,000,000.00	2018	03	01
		2019	02	27
	20,000,000.00	2018	06	25
		2019	04	26
	10,000,000.00	2018	06	25
		2019	06	19
	4,639,320.00	2018	07	11
		2019	01	12
	30,000,000.00	2018	09	07
		2019	09	05
	20,000,000.00	2018	09	20
		2019	09	18
	5,000,000.00	2018	10	19
		2019	04	19
	20,000,000.00	2019	02	20
		2020	02	18
	20,000,000.00	2019	06	10
		2020	06	03
	15,000,000.00	2018	03	22
		2019	01	22
	10,000,000.00	2018	03	22
		2019	02	14
	9,500,000.00	2018	06	29
		2019	06	21
	2,500,000.00	2018	07	19
		2019	01	21
	20,000,000.00	2018	07	05
		2019	07	05
	10,000,000.00	2018	07	16
		2019	07	16
	4,000,000.00	2018	07	23
		2019	07	23
	9,000,000.00	2018	08	01
		2019	08	01
	20,000,000.00	2018	08	21
		2019	08	21
	10,000,000.00	2019	04	25
		2020	04	24
	10,000,000.00	2019	04	29
		2020	04	28
	10,000,000.00	2019	05	08
		2020	05	07
	12,420,305.06	2019	05	09
		2019	11	09
	4,427,900.00	2019	05	09
		2019	11	09
	10,000,000.00	2019	05	13
		2020	05	12
	15,000,000.00	2019	05	21
		2020	05	20
	5,000,000.00	2019	05	21
		2019	11	21
	900,000.00	2019	05	21
		2019	11	21

	1,130,880.00	2019 05 21	2019 11 21	
	2,881,434.00	2019 05 21	2019 11 21	
	1,379,000.00	2019 05 21	2019 11 21	
	9,500,000.00	2019 06 21	2020 06 20	
WAM	66,335,700.00	2019 04 12	2020 04 12	

6

1

		2,000,000.00	2,000,000.00

1 2018 4

2,000,000.00

Wellman PET LLC 100%

2,000,000.00

1

2

1

2

1

1

--	--	--

	4,896,031.11	0.42%	4,896,031.11	100.00%		4,896,031.11	0.43%	4,896,031.11	100.00%	
	4,860,141.11	0.42%	4,860,141.11	100.00%		4,860,141.11	0.42%	4,860,141.11	100.00%	
	35,890.00	0.00%	35,890.00	100.00%		35,890.00	0.01%	35,890.00	100.00%	
	1,149,688,361.89	99.58%	6,573,582.70	0.57%	1,143,114,779.19	1,164,477,928.08	99.57%	5,905,746.24	0.51%	1,158,572,181.84
	1,149,688,361.89	99.58%	6,573,582.70	0.57%	1,143,114,779.19	1,164,477,928.08	99.57%	5,905,746.24	0.51%	1,158,572,181.84
	1,154,584,393.00	100.00%	11,469.613.81		1,143,114,779.19	1,169,373,959.19	100.00%	10,801,777.35		1,158,572,181.84

A	169,854.68		169,854.68	100.00%
B	328,153.50		328,153.50	100.00%
C	1,589,399.91		1,589,399.91	100.00%
D	1,248,314.44		1,248,314.44	100.00%
E	1,125,326.19		1,125,326.19	100.00%
F	399,092.39		399,092.39	100.00%
	4,860,141.11		4,860,141.11	--

1	1	1,146,605,448.18
6		1,046,961,811.29
6	1	99,643,636.89

1	2	832,131.55
2	3	1,052,448.31
3		1,198,333.85
3	4	1,198,333.85
		1,149,688,361.89

2

	10,801,777.35	716,061.27	48,224.81	11,469,613.81
	10,801,777.35	716,061.27	48,224.81	11,469,613.81

3

		(%)	
	96,809,048.04	8.38%	1,754,254.88
	36,102,663.77	3.13%	
	34,873,055.45	3.02%	
	34,302,233.38	2.97%	
	21,450,886.29	1.86%	
	223,537,886.93	19.36%	1,754,254.88

2

	26,006,500.00	22,555,000.00
	340,863,708.46	337,764,427.81
	366,870,208.46	360,319,427.81

1

1

	26,006,500.00	22,555,000.00
	26,006,500.00	22,555,000.00

2

1

	334,373,748.93	333,675,299.49
	3,171,043.26	3,397,769.66
	812,120.73	155,144.00
	325,702.50	30,184.50
	2,181,093.04	506,030.16
	340,863,708.46	337,764,427.81

1	1	338,162,809.11
1	1	338,162,809.11
1	2	1,909,938.69
2	3	770,910.66
3		20,050.00
3	4	20,050.00
		340,863,708.46

2

		206,379,470.72	1	56.25%
		64,533,829.31	1	17.59%
		38,127,126.19	1	10.39%
		14,365,711.23	1	3.92%

		10,000,000.00	1	2.73%	
	--	333,406,137.45	--	90.88%	

3

	5,363,643			-203,299.						5,160,343	
	.40			77						.63	
	5,363,643			-203,299.						5,160,343	
	.40			77						.63	
	5,363,643			-203,299.						5,160,343	
	.40			77						.63	

4

	1,151,992,214.80	1,009,920,612.87	1,562,658,992.24
	1,151,992,214.80	1,009,920,612.87	1,562,658,992.24

5

	-203,299.77	-1,472,589.12
	-203,299.77	-1,472,589.12

1

	104,855.14
	7,917,484.24

	622,326.00	
	-15,121.93	
	2,016,643.03	
	230,329.78	
	6,382,570.64	--

1

1

2

		/	/
	2.55%	0.11	0.11
	2.28%	0.10	0.10

3

1

2

3

2019

2019 8 15