

2019



2020 03

) (

“

”

528,157,457

10

1

3

10

3

..... 5

..... 9

..... 9

..... 16

..... 35

..... 51

..... 57

..... 58

..... 58

..... 66

..... 71

..... 71

..... 183

		PRET Holdings LLC
WPR		WPR Holdings LLC
WAM		Wellman Advanced Materials LLC. Wellman Plastics Recycling LLC 2016 3 3
DC Foam		D.C. Foam Recycle Incorporated
		PRET Europe GmbH
		2019 1 1 2019 12 31

			002324
			SHANGHAI PRET COMPOSITES CO.,LTD
			PRET

	913100006316131618

	100 6

	2019	2018			2017	
	3,599,966,583.00	3,665,524,126.83	3,665,524,126.83	-1.79%	3,397,487,073.94	3,397,487,073.94
	164,886,342.12	72,319,435.13	72,319,435.13	128.00%	174,232,120.60	174,232,120.60
	137,686,262.18	52,427,847.51	52,427,847.51	162.62%	134,173,590.20	134,173,590.20
	353,156,141.15	193,492,616.42	193,492,616.42	82.52%	-182,995,035.29	-182,995,035.29

	7.05%	3.18%	3.18%	3.87%	7.92%	7.92%
	2019	2018			2017	
	3,892,103,180.85	3,917,905,218.44	3,917,905,218.44	-0.66%	3,837,211,339.69	3,837,211,339.69
	2,391,338,636.04	2,327,874,670.86	2,327,874,670.86	2.73%	2,256,367,285.65	2,256,367,285.65

1

2

	884,225,178.41	768,060,407.32	937,444,826.70	1,010,236,170.57
	24,704,167.60	35,090,249.23	52,281,046.16	52,810,879.13
	19,764,874.20	33,646,971.99	35,799,981.33	48,474,434.66
	160,480,603.82	232,083,794.04	38,008,905.87	-77,417,162.58

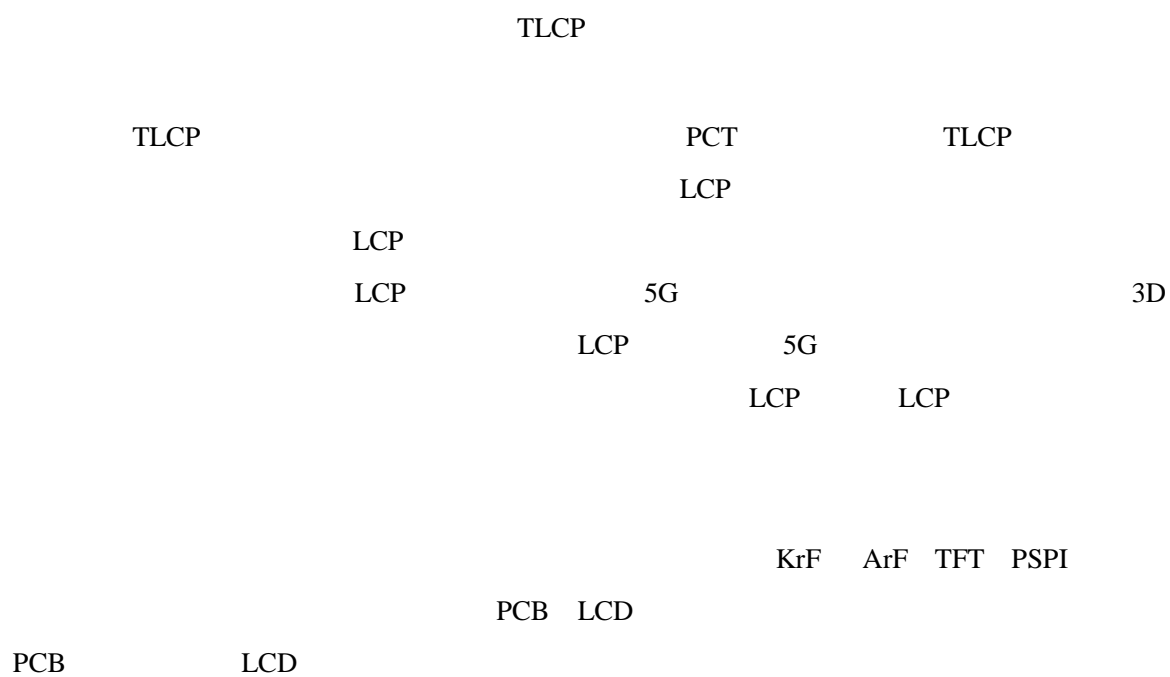
	2019	2018	2017	
--	------	------	------	--

	-3,764,559.29	-633,698.70	118,978.78	
	36,062,574.17	23,474,236.06	48,578,122.13	
			14,383.56	
	937,238.49	1,836,383.62		
	-368,889.63	101,216.26	-1,005,242.85	

1 PA PP ABS TLCP PC

TVOC

3



" " " " 2025"

" " " "

"

1

2

1

				77	4	
	151		2	149	145	1
PCT		4	223		221	
2	1					
2019						

2019	100	45	2019	100	24	2019
100	67		2019			
(PCABS)"	"		"			
		2019				
A						

TVOC

TLCP

1

2

3

4

5

WPR

PA

6

"

"

WPR

WPR

PRET Europe GmbH

100%

100%

35

LCP

LCP

LCP

5G

LCP

5G

LCP

LCP

3D

90%

KrF

ArF

TFT

PSPI

PCB LCD

PCB

LCD

2019 11 23

15

6

6%

2019 11 23

15

6

0.27%

2019

244,100

0.05%

2020 8 4

PSMS

2

1

	2019		2018		
	3,599,966,583.00	100%	3,665,524,126.83	100%	-1.79%
	3,081,335,970.53	85.59%	3,562,505,552.74	97.19%	-13.51%
	518,630,612.47	14.41%	103,018,574.09	2.81%	403.43%
	1,557,782,999.15	43.27%	1,651,746,336.43	45.06%	-5.69%
	396,193,953.44	11.01%	503,719,817.40	13.74%	-21.35%
	1,002,604,847.05	27.85%	1,166,691,954.33	31.83%	-14.06%
	643,384,783.36	17.87%	343,366,018.67	9.37%	87.38%
	3,136,910,078.05	87.14%	3,186,227,023.54	86.92%	-1.55%
	463,056,504.95	12.86%	479,297,103.29	13.08%	-3.39%

2

10%

	3,081,335,970.53	2,411,894,823.39	21.73%	-13.51%	-17.75%	4.04%
	518,630,612.47	498,929,982.58	3.80%	403.43%	309.54%	22.06%
	1,557,782,999.15	1,284,257,252.47	17.56%	-5.69%	-7.01%	1.17%
	396,193,953.44	321,522,219.89	18.85%	-21.35%	-26.84%	6.10%
	1,002,604,847.05	767,245,858.44	23.47%	-14.06%	-22.09%	7.88%
	643,384,783.36	537,799,475.17	16.41%	87.38%	116.27%	-11.17%
	3,136,910,078.05	2,569,967,919.52	18.07%	-1.55%	-3.67%	1.80%

	463,056,504.95	340,856,886.45	26.39%	-3.39%	-11.76%	6.99%
--	----------------	----------------	--------	--------	---------	-------

1

3

			2019	2018	
			308,133.6	356,250.56	-13.51%
			311,104.86	355,875.18	-12.58%
			19,633.85	16,662.59	17.83%
			51,863.06	10,301.86	403.43%
			10,932.95	9,192.97	18.93%
			3,237.84	4,127.52	-21.55%
			359,996.66	366,552.41	-1.79%
			322,037.8	365,068.15	-11.79%
			22,871.69	20,790.11	10.01%

30%

41,561.20

403.43%

2018

5 2019

4

5

		2019		2018		
		2,224,677,591.12	76.43%	2,708,302,804.88	88.68%	-17.86%

			41,473,990.81	1.42%	39,224,918.35	1.28%	5.73%
			441,837,891.03	15.18%	67,825,463.21	2.22%	551.43%
			10,298,704.20	0.35%	10,092,186.12	0.33%	2.05%
			4,913,784.94	0.17%	4,421,764.05		

	0.00%
--	-------

5

1		119,241,903.63	3.31%
2		119,081,863.64	3.31%
3			

	180,494,050.98	226,723,528.56	-20.39%	2018
				2019

4

2018

PC/ABS

:

PC/ABS

/

PC/ABS

PC/ABS

VOC

PC/ABS

ABS :

2020

1

2

3

	2019	2018	
	210	222	-5.41%
	17.27%	17.43%	-0.16%
	180,494,050.98	226,723,528.56	-20.39%
	5.01%	6.19%	-1.18%
	0.00	0.00	0.00%
	0.00%	0.00%	0.00%

5

	2019	2018	
	3,948,758,468.91	2,923,011,691.54	35.09%
	3,595,602,327.76	2,729,519,075.12	31.73%
	353,156,141.15	193,492,616.42	82.52%
	12,684,432.05	8,752,486.54	44.92%
	83,495,784.14	113,157,748.17	-26.21%

	1,273,195,738. 47	32.71%	1,213,112,917. 93	31.20%	1.51%	
	621,413,745.4 3	15.97%	572,502,018.73	14.72%	1.25%	
	13,539,205.34	0.35%	5,363,643.40	0.14%	0.21%	
	827,148,127.9 9	21.25%	916,680,420.40	23.57%	-2.32%	

26,000,000.00	8,050,000.00	222.98%

2

3

4

5

1

2

	Wellman PET LLC 100%	2018 03 19	7,940.62									2018 03 20	http://www.cninfo.com.cn

10%

			9100	133,971,475.71	49,829,139.33	87,876,203.41	596,768.05	331,118.18
			70000	1,127,497,992.61	667,396,730.74	2,211,708,462.85	57,006,196.76	49,954,169.36
			20000	413,816,222.09				

10000

“

”

“

”

”

“

”

”

”

”

”

“ ” “ ” “ ” “ ” “ ”

1

2019 02 22			http://irm.cninfo.com.cn
2019 09 20			http://irm.cninfo.com.cn
2019 10 24			http://irm.cninfo.com.cn
2019 12 12			http://irm.cninfo.com.cn
2019 12 18			http://irm.cninfo.com.cn

	3						
2017			270,849,978			10	1
		10	5				
2018			406,274,967			10	2
		10	3				
2019			528,157,457			10	1
	3			10	3		

2019	52,815,745.70	164,886,342.12	32.03%	158,447,237.10	96.09%	211,262,982.80	128.13%
2018	81,254,993.40	72,319,435.13	112.36%			81,254,993.40	112.36%
2017	27,084,997.80	174,232,120.60	15.55%			27,084,997.80	15.55%

10		3
10		1
10		3
	528,157,457	

				2003	56	
				1		
				2		
					2009	12
					18	
				3		

			15%	2009 12 18		
			/			

				2009 12 18		
			36	2017 12 11	36	

“ ”

1 28
2

1 2019 11
5,000 4,500 90%

2 2019 Wellman Advanced Materials LLC WPR Holdings LLC PRET ADVANCED
MATERIALS 95,000 Wellman Advanced Materials LLC 94,050
99% WPR Holdings LLC 950 1%

	120
	1
	1

2019

2019

2019

2015	7	17		2015				
			2015					
2015	8	5		2015				
			2015					
2016	1	8						
			2015					
	2015	12	31		2015		1	
						931,600		25,526,315.00
	27.40	/		2016	1	8		2015
								1,276,200
		0.4727%			27.91	/		
	2015				2016	1	8	12
	2015				2017	1	8	
2017	6	2						2015
			2015					2018
								8
	2017	9	1		2/3			2017
								9
								6
	1							
	()							
	2018	7	12		2/3			2018
								7
16								
								2019
								8
								4
	2018	9	30					53
			242					

2019 7 26

2/3

2019 7 29

2020

8 4

<http://www.cninfo.com.cn>

1

2

3

4

5

2018 3 19

Wellman PET LLC 100%

WPR Holdings LLC

Wellman PET LLC 100%

12,515,948.11 79,406,181 (6.3444)

2018

3 20

<http://www.cninfo.com.cn>

	2018 03 20	http://www.cninfo.com.cn

1

1

2

3

2

1

	2017 04 28	48,000	2018 02 01	2,000				
	2017 04 28	48,000	2018 03 01	2,000				
	2017 04 28	48,000	2018 03 22	2,500				
	2017 04 28	48,000	2018 06 25	3,000				
	2017 04 [REDACTED]	48,000	2018 06 29	950				

2017 04
28 48,000

2018	03	12,568.41	2018	10	10	730.4
	31					

B3	136,412.73	B4	29,939.93
A1+B1+C1	75,844.32	A2+B2+C2	56,448.21
A3+B3+C3	136,412.73	A4+B4+C4	29,939.93
A4+B4+C4		12.52%	

2

3

1

		2,000	0	0
		2,500	0	0
		4,500	0	0

2

4

1

						2019	100
67	2019	100	45	2019		100	24

1

2

(www.cninfo.com.cn)

3

4

1

	170,292,102	41.92%			51,087,631	370,001	51,457,632	221,749,734	41.99%
3	170,292,102	41.92%			51,087,631	370,001	51,457,632	221,749,734	41.99%
	170,292,102	41.92%			51,087,631	370,001	51,457,632	221,749,734	41.99%
	235,982,865	58.08%			70,794,859	-370,001	70,424,858	306,407,723	58.01%
1	235,982,865	58.08%			70,794,859	-370,001	70,424,858	306,407,723	58.01%
	406,274,967	100.00%			121,882,490		121,882,490	528,157,457	100.00%

2019 5 7 2018 2018
2018 406,274,967 10.00 3.00
121,882,490.00

2018

2018

528,157,457

1

2

3

1

	10,525		15,077		0		0
				8		8	
	5%		10				
		54.04%	285,424,500	65,867,192	214,068,375	71,356,125	181,580,000
		4.34%	22,920,300	5,289,300	0	22,920,300	
		2.01%	10,627,789	2,452,567	0	10,627,789	
		1.11%	5,864,170	1,343,270	0	5,864,170	
		1.04%	5,500,016	1,081,465	4,678,086	821,930	
		0.72%	3,797,469	3,797,469	0	3,797,469	

5		0.69%	3,643,330	1,782,730	0	3,643,330		
		0.68%	3,605,350	3,605,350	0	3,605,350		

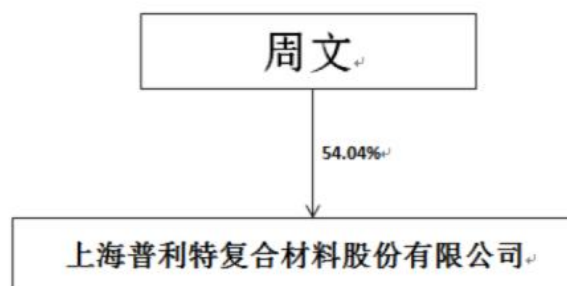
10

10

2

3

--	--	--	--



4 10%

5

				55	2013 11 28	2022 08 14	219,557,308	65,867,192			285,424,500
				46	2017 05 19	2022 08 14	601,199	180,360			781,559
				53	2013 11 28	2022 08 14	4,418,551	1,325,565	244,100		5,500,016
				39	2019 08 15	2022 08 14	0				0
				54	2016 07 14	2022 08 14	0				0
				44	2016 07 14	2022 08 14	0				0
				53	2019 08 15	2022 08 14	0				0
				47	2016 07 14	2022 08 14	775,125	232,537			1,007,662
				43	2019 08 15	2022 08 14	0				0
				39	2016 07 14	2022 08 14	0				0

					2016 45 02 26	2022 08 14	4,000	1,200				
												5,200
					2016 58 07 14	2019 08 14	0					0
					2013 71 11 28	2019 08 14	0					

2

1973

2008

2017

2015

2004

4

1977

2006

5

TLCP

Wellman Advanced

Materials

1981

2007

2002

8

Wellman Advanced Materials

CEO

3

1

1

1

1975

			2015 09 17	2019 03 06	
--	--	--	------------	------------	--

			55		57.69	
			46		64.18	
			53		65.46	
			39		59.56	
			54		6	
			44		6	
			53		1.75	
			47		59.25	
			43		50.43	
			39		52.41	
			45		64.51	
			58		50.79	
			71		4.25	
			42		36	
	--	--	--	--	578.26	--

1

	328
	888
	1,216
	1,216
	0
	764
	116
	172

	33
	131
	1,216
	19
	75
	210
	107
	805

1

2

3

4

5

1

2018		59.18%	2019 05 07	2019 05 08	http://www.cninfo.com.cn
2019		55.92%	2019 08 15	2019 08 16	http://www.cninfo.com.cn

2

1

	6	1	5	0	0		2
	6	1	5	0	0		2
	3	1	2	0	0		1
	3	1	2	0	0		1

2

3

1

2019 2020
2018

2

3

4


2018

KPI

1

2

	2020 03 20	
	http://www.cninfo.com.cn	
		100.00%
		100.00%
	1 2	3 1 2 3 4 5



2.5%

	2020 03 20

2019 3 20

1

	2019 12 31	2018 12 31
	214,521,501.76	201,682,880.19
	156,150.00	
	278,298,412.07	401,983,851.11
	1,273,195,738.47	1,247,248,451.03
	58,931,240.85	52,268,883.08
	11,689,418.13	7,635,349.38
	621,413,745.43	572,502,018.73
	66,766,283.06	
	27,484,342.70	23,536,812.87
	2,552,456,832.47	2,506,858,246.39

		250,000.00
	4,000,000.00	
	13,539,205.34	5,363,643.40
	250,000.00	
	827,148,127.99	916,680,420.40
	8,112,180.00	27,800,881.30
	129,704,033.93	132,821,098.86
	317,626,386.00	315,073,655.26
	824,403.14	1,054,469.17
	18,169,611.98	12,002,803.66
	20,272,400.00	
	1,339,646,348.38	1,411,046,972.05
	3,892,103,180.85	3,917,905,218.44
	991,849,300.87	1,104,938,759.18
	12,771,763.05	41,577,728.99
	313,376,159.73	277,416,154.29
	30,894,206.56	9,791,756.45

	32,787,999.55	16,856,220.38
	23,802,110.56	23,145,073.83
	47,693,595.09	48,161,964.23
	1,523,315.84	2,316,697.27
		29,611,653.88
	1,453,175,135.41	1,551,499,311.23
		482,016.26

	337,951,669.95	459,834,159.95
	59,485,221.96	50,435,389.21
	139,088,197.42	136,739,432.69
	1,326,656,089.71	1,274,590,722.01
	2,391,338,636.04	2,327,874,670.86
	4,614,792.44	3,015,086.52
	2,395,953,428.48	2,330,889,757.38
	3,892,103,180.85	3,917,905,218.44

2

	2019 12 31	2018 12 31
	138,455,905.95	147,994,276.31
	258,760,891.82	361,005,993.97
	1,172,071,594.18	1,158,572,181.84
	47,207,536.93	65,662,704.85
	418,447,708.82	360,319,427.81
		22,555,000.00
	22,912,146.91	23,135,008.79

	2,828,946.06	4,090,639.76
	2,060,684,730.67	2,120,780,233.33
		250,000.00
		171,000,000.00
	970,841,038.95	952,413,643.40
	250,000.00	
	10,439,822.90	11,377,381.86
	40,624,300.73	46,732,385.33
	4,298,740.81	861,000.00
	3,078,748.61	3,198,244.72
	7,342,204.65	1,539,769.52
	20,000,000.00	
	1,056,874,856.65	1,187,372,424.83
	3,117,559,587.32	3,308,152,658.16
	497,000,000.00	826,411,931.99
	210,000,000.00	30,000,000.00
	259,657,164.88	147,765,697.47

	14,620,234.79	21,249,076.58
	20,172,544.35	8,382,138.05
	14,857,800.30	49,662,196.85
	11,623,529.00	77,878,288.86
	498,691.26	
	1,027,931,273.32	1,161,349,329.80
	3,517,720.37	2,925,388.65
	3,517,720.37	2,925,388.65
	1,031,448,993.69	1,164,274,718.45
	528,157,457.00	406,274,967.00
	332,951,669.95	454,834,159.95

	139,088,197.42	136,739,432.69
	1,085,913,269.26	1,146,029,380.07
	2,086,110,593.63	2,143,877,939.71
	3,117,559,587.32	3,308,152,658.16

3

	2019	2018
	3,599,966,583.00	3,665,524,126.83
	3,599,966,583.00	3,665,524,126.83
	3,421,090,378.58	3,594,315,393.51
	2,910,824,805.97	3,054,060,147.30
	20,150,382.87	17,654,005.12
	137,393,880.50	126,278,691.56
	115,474,795.68	105,484,588.43
	180,494,050.98	226,723,528.56
	56,752,462.58	64,114,432.54
	52,927,715.57	63,344,265.20
	1,680,295.29	1,230,483.93
	33,110,723.17	9,490,441.55
	2,956,650.43	117,799.86
	2,175,561.94	-1,718,583.76

-		
	156,150.00	
-	-4,400,018.51	
-	-28,963,593.60	-16,108,304.78
-		-42,269.96
	181,736,115.91	64,666,399.99
	3,287,179.08	14,260,966.46
	4,468,777.00	767,384.43
	180,554,517.99	78,159,982.02
	16,508,469.95	7,325,460.37
	164,046,048.04	70,834,521.65
1.	164,046,048.04	70,834,521.65
2.		
1.	164,886,342.12	72,319,435.13
2.	-840,294.08	-1,484,913.48
	9,049,832.75	26,272,947.88
	9,049,832.75	26,272,947.88
1.		
2.		

3.		
4.		
5.		
	9,049,832.75	26,272,947.88
1.		
2.		
3.		
4.		
5.		
6.		
7.		
8.	9,049,832.75	26,272,947.88
9.		
	173,095,880.79	97,107,469.53
	173,936,174.87	98,592,383.01
	-840,294.08	-1,484,913.48
	0.3122	0.1369
	0.3122	0.1369

4

	2019	2018
--	------	------

	2,921,676,815.95	3,065,254,790.97
	2,646,338,467.64	2,773,338,386.89
	7,456,031.73	5,312,111.35
	89,184,508.05	84,351,091.25
	34,743,298.77	27,840,165.44
	86,612,259.83	125,024,148.55
	31,369,096.33	41,956,501.55
	31,184,054.79	48,287,614.93
	1,509,752.54	7,492,532.39
	24,596,549.85	6,046,657.62
	2,427,395.55	-1,674,258.16
	2,427,395.55	-1,718,583.76
-		
-	-3,016,094.88	
-		-3,906,485.30
-		19,223.64
	49,981,004.12	7,917,523.74
	1,376,169.67	7,845,236.00
	90,120.99	562,667.30
	51,267,052.80	15,200,092.44

1.		
2.		
3.		
4.		
5.		
1.		
2.		
3.		
4.		
5.		
6.		
7.		
8.		
9.		
	50,399,211.03	13,144,436.87

5

	2019	2018
	3,904,187,386.46	2,899,284,104.48

	1,334,387.49	
		1,690,070.36
	4,430,344.56	2,635,716.18
	6,919,700.00	
		4,426,700.00
	12,684,432.05	8,752,486.54
	53,495,784.14	65,074,556.83
	10,000,000.00	
	20,000,000.00	48,083,191.34
	83,495,784.14	113,157,748.17
	-70,811,352.09	-104,405,261.63
	2,440,000.00	4,500,000.00
	2,440,000.00	4,500,000.00
	1,088,126,068.04	1,432,354,532.53
	27,864.00	
	1,090,593,932.04	1,436,854,532.53
	1,232,434,846.89	1,401,244,564.73
	127,791,737.33	79,658,638.98
	1,360,226,584.22	1,480,903,203.71
	-269,632,652.18	-44,048,671.18
	154,348.69	3,809,171.68
	12,866,485.57	48,847,855.29
	199,255,016.19	150,407,160.90

	212,121,501.76	199,255,016.19
--	----------------	----------------

6

	2019	2018
	3,355,657,835.52	2,154,114,385.42
		2,550,005.09
	27,547,420.12	13,010,035.43
	3,383,205,255.64	2,169,674,425.94
	2,731,064,493.10	1,887,068,197.18
	56,980,966.33	69,483,900.98
	80,949,284.02	45,885,661.44
	99,506,095.23	54,705,074.80
	2,968,500,838.68	2,057,142,834.40
	414,704,416.96	112,531,591.54
	1,366,051.26	1,840,000.00
	115,336,445.28	13,985,418.15
	116,702,496.54	15,825,418.15
	4,872,491.28	5,182,127.82
	16,000,000.00	8,050,000.00
	20,784,750.00	33,153,199.61
	41,657,241.28	46,385,327.43
	75,045,255.26	-30,559,909.28

	406,274,967.00				459,834,159.95		50,435,389.21		134,048,276.32		1,248,064,662.09		2,298,657,454.57	3,015,086.52	2,301,672,541.09
	121,882,490.00				-121,882,490.00		9,049,832.75		5,039,921.10		78,591,427.62		92,681,181.47	1,599,705.92	94,280,887.39
							9,049,832.75				164,886,342.12		173,936,174.87	-840,294.08	173,095,880.79
														2,440,000.00	2,440,000.00
1														2,440,000.00	2,440,000.00
2															
3															
4															
									5,039,921.10		-86,294,914.50		-81,254,993.40		-81,254,993.40
1									5,039,921.10		-5,039,921.10				
2															

3															
4															
5															

	135,4 24,98 9.00				-135,4 24,989 .00		26,272 ,947.8 8		1,314, 443.69		43,919 ,993.6 4		71,507 ,385.2 1	3,015,0 86.52	74,522, 471.73
							26,272 ,947.8 8				72,319 ,435.1 3		98,592 ,383.0 1	-1,484, 913.48	97,107, 469.53
														4,500,0 00.00	4,500,0 00.00
1														4,500,0 00.00	4,500,0 00.00
2															

3															
4															
5															
6															

1

10	28			3101091016969		10
	2,000,000					
		2002	11	8		
18,000,000				16,118,000		1,882,000
	20,000,000					
		2007	5	10		
		2007	5	21		20,000,000
22,222,223				2007	5	28
					2007	6
						18
		2007	5	31		
				2007	7	23
				310109000241257		
	10,000			1		
		2008				
		[2009]		1255		
		2009	12	9		35,000,000
		2011				
						2010
						12
						31
135,000,000			10	10		135,000,000
	1			135,000,000.00		
		2016	6	28		
				2017		
		2017	6	20		2016
					2017	10
						30
						2017
6	15					
				[2017]		926
				A		849,978.00
	849,978.00					
		2017				
						2017
						12
						31
	270,849,978		10	5		135,424,989
	1			135,424,989.00		
		2019	5			
				2018		
						2018
12	31			406,274,967		
				10		3
	121,882,490			1		121,882,490.00
		2019	12	31		528,157,457.00
				2855	1	12

2020 3 20

PRET ADVANCED MATERIALS

4

5

6

6.1

6.2

1

2

3

4

7

8

8.1

8.2

9

9.1

1

2

3

9.2

1

2

3

1

1
1
2

9.3

1

2

3

1

2

1

1

2

9.4

1

2

3

9.5

9.6

1

BHNÁ

~~XXXXXXXXXX~~ DĀŌLŪŌ

12

30

4

1	3.00%
1-2	25.00%
2-3	50.00%
3	100.00%

30	0.00%
30	100.00%

	0.00%
	0.00%

5

10.7/2

	0.00%
	0.00%

9.8

1

24

2

3

4

1

2

3

1

2

1

9.9

9.10

10

10.1

9.

10.2

9.

11

11.1

11.2

11.3

11.4

11.5

12

1

2

13

13.1

13.2

1

2

13.4

14

15

1

1

2

2

		15-40	0%-5%	2.50%-6.67%
		5-13	0%-5%	7.69%-19.00%
		3-10	0%-5%	9.50%-.33.33%
		3-10	0%-5%	9.50%-33.33%

3**16****17**

3

18**1**

	5
	5

20

21

1

2

3

23

]

24

24.1

24.2

25

25.1

25.2

25.3

25.4

1

2

26 /

2

28

1

2019 6 2019 [2019]16	2019	" 1"
2017 22 -- 23 -- 24 -- 37 -- (" 2019 1 1 ") 2019 1 1		" 2" " 3"

1

	2018 12 31		2019 1 1
	1,649,232,302.14		401,983,851.11
			1,247,248,451.03
	318,993,883.28		41,577,728.99
			277,416,154.29

2

3 2019

	2018 12 31	2019 01 01	
	201,682,880.19	201,682,880.19	
	401,983,851.11	401,777,151.11	-206,700.00
	1,247,248,451.03	1,213,112,917.93	-34,135,533.10
	52,268,883.08	52,268,883.08	
	7,635,349.38	7,635,349.38	
	572,502,018.73	572,502,018.73	
	23,536,812.87	23,536,812.87	
	2,506,858,246.39	2,472,516,013.29	-34,342,233.10

	250,000.00		-250,000.00
	5,363,643.40	5,363,643.40	
		250,000.00	250,000.00
	916,680,420.40	916,680,420.40	
	27,800,881.30	27,800,881.30	
	132,821,098.86	132,821,098.86	
	315,073,655.26	315,073,655.26	
	1,054,469.17	1,054,469.17	
	12,002,803.66	17,127,820.47	5,125,016.81
	1,411,046,972.05	1,416,171,988.86	5,125,016.81
	3,917,905,218.44	3,888,688,002.15	-29,217,216.29
	1,104,938,759.18	1,104,938,759.18	
	41,577,728.99	41,577,728.99	
	277,416,154.29	277,416,154.29	
	9,791,756.45	9,791,756.45	

	16,856,220.38	16,856,220.38	
	23,145,073.83	23,145,073.83	
	48,161,964.23	48,161,964.23	
	2,316,697.27	2,316,697.27	
	29,611,653.88	29,611,653.88	
	1,551,499,311.23	1,551,499,311.23	
	482,016.26	482,016.26	
	236,483.22	236,483.22	
	34,797,650.35	34,797,650.35	
	35,516,149.83	35,516,149.83	
	1,587,015,461.06	1,587,015,461.06	
	406,274,967.00	406,274,967.00	

	459,834,159.95	459,834,159.95	
	50,435,389.21	50,435,389.21	
	136,739,432.69	134,048,276.32	-2,691,156.37
	1,274,590,722.01	1,248,064,662.09	-26,526,059.92
	2,327,874,670.86	2,298,657,454.57	-29,217,216.29
	3,015,086.52	3,015,086.52	
	2,330,889,757.38	2,301,672,541.09	-29,217,216.29
	3,917,905,218.44	3,888,688,002.15	-29,217,216.29

28.

1

	2018 12 31	2019 01 01	
	147,994,276.31	147,994,276.31	
	361,005,993.97	360,7 MCID35	

	4,090,639.76	4,090,639.76	
	2,120,780,233.33	2,089,119,570.14	-31,660,663.19
		171,000,000.00	171,000,000.00
	250,000.00		

	30,000,000.00	30,000,000.00	
	147,765,697.47	147,765,697.47	
	21,249,076.58	21,249,076.58	
	8,382,138.05	8,382,138.05	
	49,662,196.85	49,662,196.85	
	77,878,288.86	77,878,288.86	
	1,161,349,329.80	1,161,349,329.80	
	2,925,388.65	2,925,388.65	
	2,925,388.65	2,925,388.65	
	1,164,274,718.45	1,164,274,718.45	
	406,274,967.00	406,274,967.00	
	454,834,159.95	454,834,159.95	

	136,739,432.69	134,048,276.32	-2,691,156.37
	1,146,029,380.07	1,121,808,972.73	-24,220,407.34
	2,143,877,939.71	2,116,966,376.00	-26,911,563.71
	3,308,152,658.16	3,281,241,094.45	-26,911,563.71

28.

1

4 2019

29

1

			16%	13%
			6%	5%
			1%	5%
			7%	
			25%	15%
			3%	
			2%	

	15%

	15%
	25%
	15%
	25%
	25%
	25%
	25%
	25%
	25%
	25%

2

1	2017	10	23						GR201731000267	
				2017	1	1	2019	12	31	15%
2								2020	1	20
				2019						GR201933004912
				2019			15%			
3							2014			
	2011	1	1	2020	12	31				15%

3

1

	505,193.10	209,299.63
	209,586,890.19	197,362,188.40
	4,429,418.47	4,111,392.16
	214,521,501.76	201,682,880.19

	9,349,463.57	10,003,975.86
	2,400,000.00	2,427,864.00

	2,400,000.00	2,427,864.00
	2,400,000.00	2,427,864.00

2

1

	273,617,962.96	395,093,851.11
	4,825,205.27	6,890,000.00
	-144,756.16	-206,700.00
	278,298,412.07	401,777,151.11

	273,617,962.96		
	4,825,205.27	144,756.16	3.00%
	278,443,168.23	144,756.16	--

2



						4,990,931 .10	0.40%	4,990,931 .10	100.00%	
						4,860,141 .11	0.39%	4,860,141 .11	100.00%	
						130,789.9 9	0.01%	130,789.9 9	100.00%	
	1,324,23 2,671.58	100.00%	51,036,9 33.11	3.85%	1,273,195 ,738.47	1,254,704 ,740.73	99.60%	41,591,82 2.80	3.31%	1,213,112,9 17.93
	1,266,97 0,089.57	95.68%	47,571,4 29.02	3.75%	1,219,398 ,660.55	1,198,872 ,347.93	95.17%	40,088,63 9.52	3.34%	

4	5	3,466,512.52
5		1,524,418.58
		1,324,232,671.58

2

	45,079,570.62	2,540,083.21		48,224.81	47,571,429.02
	1,503,183.28	1,962,320.81			3,465,504.09
	46,582,753.90	4,502,404.02		48,224.81	51,036,933.11

2019 1 1

34,135,533.10

28.

4,502,404.02

40,441.67

3

	48,224.81

4

	100,915,110.82	7.62%	3,027,453.32
	48,231,150.84	3.64%	1,446,934.53
	40,866,645.02	3.09%	1,225,999.35
	33,379,284.44	2.52%	1,001,378.53
	21,557,997.37	1.63%	646,739.92
	244,950,188.49	18.50%	

4

5

1

1	57,244,131.17	97.13%	50,609,514.73	96.83%
1 2	1,517,935.45	2.58%	1,465,415.41	2.80%
2 3	3,445.52	0.01%	94,031.37	0.18%
3	165,728.71	0.28%	99,921.57	0.19%
	58,931,240.85	--	52,268,883.08	--

2

		%
	8,330,341.19	14.14%
	6,245,500.15	10.60%
	6,474,098.07	10.99%
	5,681,662.59	9.64%
	5,468,288.77	9.28%
	32,199,890.77	54.64%

6

	11,689,418.13	7,635,349.38
	11,689,418.13	7,635,349.38

		573,162.00	1	4.90%	
	--	5,056,612.60	--	43.26%	

7

1

	320,733,434.05	6,955,606.26	313,777,827.79	277,855,917.76	4,116,306.02	273,739,611.74
	245,218,316.72	20,795,573.66	224,422,743.06	232,353,046.74	8,874,645.13	223,478,401.61
	65,289,108.42		65,289,108.42	54,259,114.86		54,259,114.86
	9,441,788.93		9,441,788.93			
	8,482,277.23		8,482,277.23	21,947,805.61	922,915.09	21,024,890.52
	649,164,925.35	27,751,179.92	621,413,745.43	586,415,884.97	13,913,866.24	572,502,018.73

2

	4,116,306.02	6,899,273.05	100,292.93	4,160,265.74		6,955,606.26
	8,874,645.13	19,450,821.82	51,036.56	4,186,277.26	3,394,652.59	20,795,573.66
	922,915.09			922,915.09		
	13,913,866.24	26,350,094.87	151,329.49	9,269,458.09	3,394,652.59	27,751,179.92

8

Wellman Pet LLC	66,766,283.06		66,766,283.06			2020 06 30
	66,766,283.06		66,766,283.06			--

9

	22,788,741.19	9,188,510.12
	4,695,601.51	14,324,768.83
		23,533.92
	27,484,342.70	23,536,812.87

10

1

	000,000.00		4,000,000.00				
	4,000,000.00		4,000,000.00				--

11

	()								()	

5,363,643
.40

2,427,395
.55

7,791,038
.95

	5,363,643	6,000,000		2,175,561						13,539,20	
	.40	.00		.94						5.34	
	5,363,643	6,000,000		2,175,561						13,539,20	
	.40	.00		.94						5.34	

12

	250,000.00	250,000.00
	250,000.00	250,000.00

13

1

2

14

	827,064,881.00	916,680,420.40
	83,246.99	
	827,148,127.99	916,680,420.40

1

1.	770,131,859.41	523,436,945.29	15,726,374.00	14,861,163.55	1,324,156,342.25
2.	26,649,488.28	24,137,637.91	798,925.76	1,588,943.09	53,174,995.04
1	3,470.00	412,367.32	693,290.96	1,588,943.09	2,698,071.37

2	26,331,917.86	18,690,571.22			45,022,489.08
3					
4	28,819.42	2,308,019.09			2,336,838.51
5	285,281.00	2,726,680.28	105,634.80		3,117,596.08
3.	433,226.70	132,646,475.25	882,653.17	23,808.73	133,986,163.85
1	433,226.70	9,263,543.19	756,340.38	18,083.09	10,471,193.36
2		12,519,103.55	126,312.79	5,725.64	12,651,141.98
3					

1					
2		3,732,569.01			3,732,569.01
4.					
1.	611,865,411.67	207,410,680.51	4,038,976.62	3,749,812.20	827,064,881.00
2.	622,316,418.63	286,425,820.06	4,137,591.27	3,800,590.44	916,680,420.40

2

225,392,249.23

3

	83,246.99	
	83,246.99	

15

	8,112,180.00	27,800,881.30
	8,112,180.00	27,800,881.30

1

	773,685.40		773,685.40	81,818.18		81,818.18
	36,188.83		36,188.83			
				15,309,920.77		15,309,920.77

618.09		826,618.09			
968.17		3,075,968.17			
772.64		1,222,772.64	861,000.00		861,000.00
153.20		933,153.20			
793.67		1,243,793.67	11,548,142.35		11,548,142.35
180.00		8,112,180.00	27,800,881.30		27,800,881.30

691,867.

22

		11,548,142.35	6,734,135.12	11,804,728.71	5,233,755.09	1,243,793.67						
			933,153.20			933,153.20						
		27,800,881.30	30,567,542.87	45,022,489.08	5,233,755.09	8,112,180.00	--	--				--

16

1

2

17

18

1

1.	148,588,762.65	325,833.35		9,264,374.29	158,178,970.29
2.	24,073.06			562,616.01	586,689.07
1				562,616.01	562,616.01
2					
3					
4	24,073.06				24,073.06

3.					
1					
4.	148,612,835.71	325,833.35		9,826,990.30	158,765,659.36
1.	17,653,581.46	325,833.35		7,378,456.62	25,357,871.43
2.	2,986,278.52			717,475.48	3,703,754.00
1	2,986,278.52			717,475.48	3,703,754.00
3.					
1					
4.	20,639,859.98	325,833.35		8,095,932.10	29,061,625.43
1.					
2.					
1					
3.					
1					
4.					
1.	127,972,975.73			1,731,058.20	129,704,033.93
2.	130,935,181.19			1,885,917.67	132,821,098.86

19

1

WPR Holdings LLC	376,027,367.42		6,191,148.81			382,218,516.23
	376,027,367.42		6,191,148.81			382,218,516.23

2

WPR Holdings LLC	60,953,712.16	2,613,498.73	1,024,919.34			64,592,130.23
	60,953,712.16	2,613,498.73	1,024,919.34			64,592,130.23

2015 70,451,000.00 WPR Holdings LLC 100%

WPR Holdings LLC

54,788,927.53

WPR Holdings LLC

WPR Holdings LLC

WPR Holdings LLC

2020 3 13

2020 0081

WPR Holdings LLC

				WACC
2020 -2024	1			13.20%

1 WPR Holdings LLC

WPR Holdings LLC 2020 2024

5.41%

WPR Holdings LLC

Engineering Resins

PRETTPO/LFT/ABS Lanolin

2020 3 13

2020 0081

WPR Holdings LLC

2019 12 31

WPR Holdings LLC

8,340.00

37.77

377,689.60

2,613,498.73

2019 12 31

9,258,927.53

45,530,000.00

20

	1,054,469.17		230,066.03	824,403.14
	1,054,469.17		230,066.03	824,403.14

21 /

1

	64,639,321.25	9,700,242.08	42,986,962.55	6,849,117.90
	8,731,880.49	1,309,782.07	4,269,328.84	843,484.19
			1,399,753.16	247,652.89
	39,716,178.31	5,957,426.75	32,524,317.18	7,827,111.86
	7,292,963.12	1,202,161.08	6,478,350.62	1,360,453.63
	120,380,343.17	18,169,611.98		

2024	2,959,981.03		
2023	4,068,058.49	22,158,639.00	
2022	3,835,955.67	3,835,955.67	
2021	21,400,921.71	21,400,921.71	
2020	23,635,129.49	36,311,559.47	

2019

25

1

--	--	--

1	9,484,924.74	201,034,285.95	184,699,483.53	25,819,727.16
2		2,760,661.90	2,760,661.90	
3	1,438,790.19	8,358,029.24	9,468,770.60	328,048.83
	1,438,790.19	7,757,939.72	8,868,681.08	328,048.83
		186,196.42	186,196.42	
		413,893.10	413,893.10	
4		3,420,108.08	3,420,108.08	
5	4,031,750.44	4,163,985.12	2,045,844.90	6,149,890.66
8	1,900,755.01	46,069,375.46	47,479,797.57	490,332.90
	16,856,220.38	265,806,445.75	249,874,666.58	32,787,999.55

3

1		8,209,537.95	8,209,537.95	
2		254,789.27	254,789.27	
		8,464,327.22	8,464,327.22	

28

			7,900,287.50
		6,057,371.31	704,945.12
		2,948,403.22	1,895,800.57
		1,715,223.52	3,790,406.39
		611,917.38	
		4,201,191.95	2,245,492.83
		1,814,656.12	1,117,328.96
		2,630,749.06	3,147,754.78
		2,185,250.00	1,524,383.68
		1,637,348.00	818,674.00
		23,802,110.56	23,145,073.83

29

	1,523,315.84	2,316,697.27
	46,170,279.25	45,845,266.96
	47,693,595.09	48,161,964.23

1

	1,523,315.84	2,316,697.27
	1,523,315.84	2,316,697.27

2

1

	8,164,368.57	6,157,596.29
	17,099,471.39	27,924,846.13
	6,976,200.00	
	7,355,297.74	6,614,357.63
	6,574,941.55	5,148,466.91
	46,170,279.25	45,845,266.96

2

1

1

30

--	--	--

31

1

32

	147,142.42
	147,142.42

1

	147,142.42	236,483.22

33

	34,797,650.35	12,037,600.00	5,285,738.91	41,549,511.44	
	34,797,650.35	12,037,600.00	5,285,738.91	41,549,511.44	--

15		8,350,000.00		278,333.34			8,071,666.66	
	5,062,500.00			375,000.00			4,687,500.00	
	4,352,921.67			885,339.96			3,467,581.71	
	3,037,500.00			225,000.00			2,812,500.00	
10	2,701,328.34			416,537.52			2,284,790.82	
	2,219,562.37			369,157.80			1,850,404.57	
	2,273,333.17			440,000.04			1,833,333.13	
15000		2,168,400.00		433,680.00			1,734,720.00	

	1,500,000.00						1,500,000.00	
	800,000.00						800,000.00	
5	671,497.07			40,590.00			630,907.07	
	531,000.00			108,000.00			423,000.00	
		500,000.00		100,000.00			400,000.00	
8400		434,200.00		86,840.10			347,359.90	
		320,000.00					320,000.00	
		150,000.00					150,000.00	
(201,348.33			86,292.13			115,056.20	

		80,000.00					80,000.00	
	114,285.75			34,591.83			79,693.92	
	154,761.90			92,857.20			61,904.70	
	182,278.42			121,518.95			60,759.47	

36

	50,435,389. 21	9,049,832. 75				9,049,832. 75		59,485,2 21.96
	50,435,389. 21	9,049,832. 75				9,049,832. 75		59,485,2 21.96
	50,435,389. 21	9,049,832. 75				9,049,832. 75		59,485,2 21.96

37

	134,048,276.32	5,039,921.10	139,088,197.42
	134,048,276.32	5,039,921.10	139,088,197.42

38

		1,274,590,722.01
		1,230,670,728.37
	+ -	-26,526,059.92
		1,248,064,662.09
		1,230,670,728.37
		164,886,342.12
		72,319,435.13
		5,039,921.10
		1,314,443.69
		81,254,993.40
		27,084,997.80
		1,326,656,089.71
		1,274,590,722.01

1)

26,526,059.92

39

	3,599,966,583.00	2,910,824,805.97	3,665,524,126.83	3,054,060,147.30
	3,599,966,583.00	2,910,824,805.97	3,665,524,126.83	3,054,060,147.30

40

	3,276,572.76	1,828,186.93
	1,995,781.46	1,208,595.79

	59,588,883.50	48,531,803.08
	9,632,805.30	3,891,426.17
	17,776,340.79	26,724,298.42
	28,476,766.09	26,337,060.76
	115,474,795.68	105,484,588.43

43

	103,776,522.37	170,366,509.80
	29,840,011.76	28,654,958.85
	10,003,611.21	6,399,434.29
	18,754,835.07	5,319,514.75
	2,975,317.29	2,252,373.87
	15,143,753.28	13,730,737.00
	180,494,050.98	226,723,528.56

44

	52,927,715.57	63,344,265.20
	1,680,295.29	1,230,483.93
	2,631,941.30	699,718.01
	2,873,101.00	1,300,933.26
	56,752,462.58	64,114,432.54

45

2018	14,370,000.00	
	9,847,000.00	
		4,000,000.00

		897,000.00
		600,000.00
-		390,000.00
	1,100,000.04	91,666.67
	999,765.00	
-	885,339.96	73,778.33

	2,175,561.94	-1,718,583.76
		-109,354.00

51

	2,951,851.00	13,983,794.51	2,951,851.00
	231,229.04		231,229.04
	104,099.04	277,171.95	104,099.04
	3,287,179.08	14,260,966.46	3,287,179.08

								/
2017						1,644,315.00	3,887,000.00	
						675,416.00		

1000

							627,794.51	
							460,000.00	
"	"						383,000.00	
							100,000.00	
							60,000.00	
							50,000.00	

	1,680,295.29	1,230,483.93
		2,000,000.00
	1,668.93	
	44,496,679.48	20,927,319.09

2

	101,037,446.44	35,549,814.17
	73,205,183.66	45,657,341.91
	5,736,887.65	15,815,642.33
	3,867,218.15	4,871,587.28
	183,846,735.90	101,894,385.69

3

		4,426,700.00
		4,426,700.00

4

		46,077,919.34
		2,005,272.00
	20,000,000.00	
	20,000,000.00	48,083,191.34

5

	27,864.00	
	27,864.00	

55

1

1	--	--
	164,046,048.04	70,834,521.65
	33,363,612.11	16,108,304.78
	80,920,140.00	75,346,519.84
	3,703,754.00	4,209,617.22
	230,066.03	95,860.83
		42,269.96
	3,764,559.29	591,428.74
	-156,150.00	
	45,935,637.23	50,329,529.11
	-2,956,650.43	-117,799.86
	-1,030,591.83	851,733.65
	1,267,612.92	-840,800.34
	-81,734,173.49	6,967,093.32
	37,756,353.37	4,980,351.95
	68,045,923.91	-35,906,014.43
	353,156,141.15	193,492,616.42
2	--	--
3	--	--
	212,121,501.76	199,255,016.19
	199,255,016.19	150,407,160.90
	12,866,485.57	48,847,855.29

2

	--
	--
	6,919,700.00
	--
Wellman PET LLC	6,919,700.00
	6,919,700.00

3

	212,121,501.76	199,255,016.19
	505,193.10	209,299.63
	209,586,890.19	197,362,188.40
	2,029,418.47	1,683,528.16
	212,121,501.76	199,255,016.19

56

	2,400,000.00	1,200.00
	169,067,502.40	WellmanAdvancedMaterialsLLC WellmanPetLLC WellmanLanolinLLC 6,722.86
	58,830,685.61	WellmanAdvancedMaterialsLLC WellmanPetLLC WellmanLanolinLLC 6,722.86

	1,486,181.74	WellmanAdvancedMaterialsLLC WellmanPetLLC WellmanLanolinLLC	6,722.86
	354,987.08	WellmanAdvancedMaterialsLLC WellmanPetLLC WellmanLanolinLLC	6,722.86
	51,608,930.00	WellmanAdvancedMaterialsLLC WellmanPetLLC WellmanLanolinLLC	6,722.86
	283,748,286.83		--

57

1

	--	--	
	1,148,641.47	6.9762	8,013,152.61
	812,860.52	7.8155	6,352,911.39
	--	--	
	8,388,514.00	6.9762	58,519,951.37
	14,116.00	7.8155	110,323.60
	--	--	

		--	
	140,000.79	6.9762	976,673.51
		--	
	9,636,854.00	6.9762	67,228,620.87
		--	
	4,638,557.30	6.9762	32,359,503.44
		--	
	483,802.00	6.9762	3,375,099.51
	4,774.65	7.8155	37,316.28
		--	
	347,836.00	6.9762	2,426,573.50
	7,679.02	7.8155	60,015.38
		--	
	2,693,465.00	6.9762	18,790,150.53
	2,236.87	7.8155	17,482.26

2

58

1

	12,037,600.00	33	5,285,738.91
	33,110,723.17	45	33,110,723.17
	2,951,851.00	51	2,951,851.00

1

1

2

1 2019 11

5,000

4,500

90%

2 2019	Wellman Advanced Materials LLC	WPR Holdings LLC	PRET ADVANCED
MATERIALS	95,000	Wellman Advanced Materials LLC	94,050
	99% WPR Holdings LLC	950	1%

1

1

				100.00%	
				100.00%	
				100.00%	
				51.00%	
				100.00%	
				100.00%	

				55.00%		
				70.00%		
				90.00%		
				100.00%		
Pret Holdings LLC					100.00%	
WPR Holdings LLC					100.00%	
Wellman Advanced Materials LLC					100.00%	
Wellman Pet LLC					100.00%	
Wellman Lanolin LLC					100.00%	
D.C.Foam Recycle Incorporated					100.00%	
PRET ADVANCED MATERIALS					100.00%	
PRET EUROPE GMBH					100.00%	

2

1

	/	/
	--	--
	--	--
	--	--
	13,539,205.34	5,363,643.40
	--	--

-- 

2,175,561.94

1

2019 12 31

54.04%

54.04%

2

3

4

1

	5,782,637.00	4,887,300.00

5

1

		2,000,000.00	2,000,000.00

1

2

3

1

56.

2019 12 31

2

1

2019 12 31

22,017.07

960.00

Wellman Advanced Materials LLC 6,722.86

2019 12 31

1

528,157,457

10 1

3

10 3

2

2018 3 19

WPR Holdings LLC

12,515,948.11

Wellman PET LLC 100%

Sun Recycling Inc

WPR Holdings LLC

2019 3

100

2020 3

600

WPR Holdings LLC

700

2020 1 3

1

1

1	1	1,199,246,870.75
1	2	9,431,778.62
2	3	2,135,915.08
3		6,542,584.18
3	4	1,610,663.07
4	5	3,407,502.53
5		1,524,418.58
		1,217,357,148.63

2

	42,255,740.54	3,078,038.72		48,224.81	45,285,554.45
	42,255,740.54	3,078,038.72		48,224.81	45,285,554.45

2019 1 1

31,453,963.19

28.

3

	48,224.81

4

	100,915,110.82	8.29%	3,027,453.32
	48,231,150.84	3.96%	1,446,934.53

	40,866,645.02	3.36%	1,225,999.35
--	---------------	-------	--------------

	689,242.73	155,144.00
	325,702.50	30,184.50
		506,030.16
	418,447,708.82	337,764,427.81

2

1	1	417,857,222.99
1	2	558,701.33
2	3	14,134.50
3		17,650.00
3	4	17,650.00
		418,447,708.82

3

		371,834,475.72	1		88.86%
		36,882,490.20	1		8.81%
		3,160,000.00	1		0.76%
		1,118,044.60	1		0.27%
		1,046,333.33	1	1-2	0.25%
	--	414,041,343.85	--		98.95%

3

	963,050,000.00		963,050,000.00	947,050,000.00		947,050,000.00

	7,791,038.95		7,791,038.95	5,363,643.40		5,363,643.40
	970,841,038.95		970,841,038.95	952,413,643.40		952,413,643.40

1

	()					()	
	91,000,000.00					91,000,000.00	
	538,000,000.00					538,000,000.00	
	200,000,000.00					200,000,000.00	
	100,000,000.00					100,000,000.00	
	10,000,000.00					10,000,000.00	
	5,500,000.00					5,500,000.00	
	2,000,000.00	6,000,000.00				8,000,000.00	
	550,000.00					550,000.00	
		10,000,000.00				10,000,000.00	
	947,050,000.00	16,000,000.00				963,050,000.00	

2

--	--	--	--	--	--	--

	()									()	
	5,363,643 .40			2,427,395 .55						7,791,038 .95	
	5,363,643 .40			2,427,395 .55						7,791,038 .95	
	5,363,643 .40			2,427,395 .55						7,791,038 .95	

3

4

	2,921,676,815.95	2,646,338,467.64	3,065,254,790.97	2,773,338,386.89
	2,921,676,815.95	2,646,338,467.64	3,065,254,790.97	2,773,338,386.89

5

	2,427,395.55	-1,718,583.76
		44,325.60
	2,427,395.55	-1,674,258.16

1

	-3,764,559.29	
	36,062,574.17	
	937,238.49	
	-368,889.63	
	5,217,480.44	
	448,803.36	
	27,200,079.94	--

1

1

2

		/	/
	7.05%	0.3122	0.3122
	5.89%	0.2607	0.2607

3

1

2

3

2019